

This guide will walk you through sharing a secure Flywire payment link from within your Student Centre to a third party, such as a parent or relative to initiate payment on your behalf.

Note: the shareable payment link should not be used for sponsorship payments. Third party sponsors would pay official UCalgary invoices as per the instructions on the sponsorship invoice.

1. Log into your UofC Student Portal (my.ucalgary.ca)

Log in

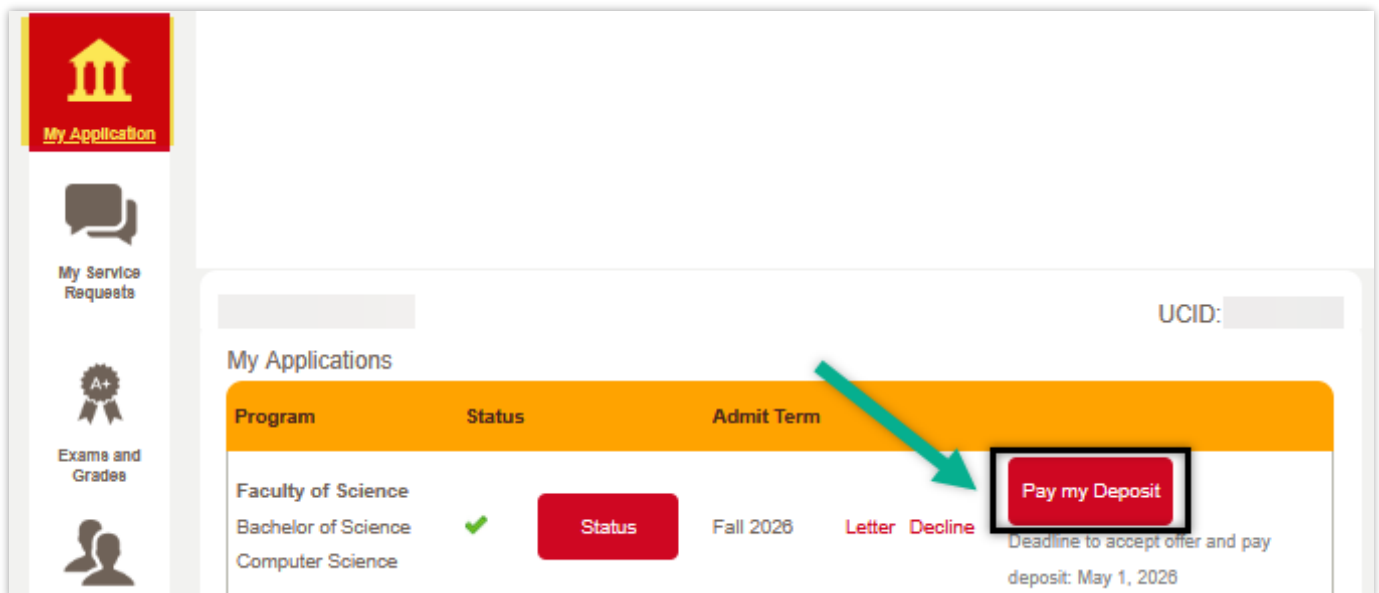
Continue with your IT account
For current students and staff.

Continue with your eID
For student applicants, alumni, and guests.

2. A Shareable payment link is available to pay the admission deposit, residence, academic or application fees.

Admission Deposit:

[My application](#) -> [Pay My Deposit](#)



My Applications

Program	Status	Admit Term	Letter	Decline	Pay my Deposit
Faculty of Science Bachelor of Science Computer Science	✓	Fall 2026	Letter	Decline	Deadline to accept offer and pay deposit: May 1, 2026

Flywire Payment

Empl ID
Payment History

Institution **UCALG** University of Calgary

Payment Type **UC Application Deposit**

Listed below is the Admissions Deposit you have selected to pay.

Admission Deposits are considered non-refundable.

- Your full deposit amount will be defaulted as the payment amount. If you are only making a partial payment, update the **Payment Amount**.
- Select **Update Total** to calculate the total payment amount.
- When the **Payment Total** is correct, select **Make Payment**.

You'll then be directed to Flywire to choose your payment method and enter your payment details.

Some payment methods (like credit cards) will show as guaranteed faster than others. If you have questions, please visit [Using Flywire](#) for more information.

By making a payment you are confirming the following:

- The payment is not, to the best of my knowledge, subject to any sanctions. I understand that refunds will not be issued to a sanctioned country or individual.
- I confirm the payment is not from an illegal or improper source.
- I understand the University is relying on this payment information and if inaccurate, there may be consequences, including action taken under applicable University policies or other legal recourse.

Amount Owed						
Term	Bus Unit		Account Type	Due Date	Amount Due	Payment Amount
Fall 2026	UCALG	TUT	Tuition	2026/05/01	\$500.00	\$500.00

Total Charges \$500.00 Payment Total \$0.00

2

Shareable Payment Link

If someone else will be paying on your behalf (e.g. a parent or relative):

- Enter the payment amount above and select **Update Total**.
- Enter the payer's email address.
- Select **Create Link**, then **Email Link**.

Your payer will receive a secure link to complete the payment for the amount you specified.

The link will expire after 90 days or once the payment is completed.

Reminder: If a refund is issued, it will be returned to the person who made the payment.

Email Address

3
4

Link

- 1) Enter the **Payment Amount** you wish to pay for the deposit. The deposit amount will vary by program and the applicant's residency status.
- 2) Select "**Update Total**".
- 3) Enter the **Email Address** of the person you wish to send a secure Flywire deposit payment link.
- 4) Select **Create Link** and **Email Link**.

Make sure you are communicating with the person you are sending a secure link. The secure Flywire payment link will be valid for 90 days or until paid.

You can track the status of any payments made through your [Flywire Transaction History](#) (accessed through the Pay My Fees link in your Student Centre).

Once the payment status is “delivered”, you can print official receipts from your Student Centre – My Financials – Receipts link.

Flywire Transaction History

You have initiated the payment through Flywire.

You can see a summary of your recent transactions below, with the most recent payment listed first. To view older payments, go to the next page or select **View All**.

The Refresh History button will update the payment status if anything has changed. If you have questions regarding tracking your payment, please refer to [Flywire - Track my Payment](#).

The different stages of payment status and their meaning are outlined below.

- Initiated - Payment is pending and Flywire is expecting funds.
- Processed - Flywire has received the funds and payment is going through verification.
- Guaranteed - Flywire has received funds and is processing onto institution.
- Delivered - Flywire has delivered funds to institution.
- Cancelled - Flywire Payment has been cancelled.
- Failed - Credit card payment did not process - please reinitiate a payment or reattempt the failed payment using your tracking link in the email Flywire sent.

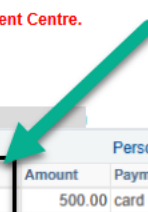
Select 'Home' above to return to your Student Centre.

Refresh History Make a Payment

Empl ID [redacted]

Payments Personalize | Find | View All | [Print] | [Refresh] First 1 of 1 Last

Payment ID	Payment Status	Amount	Payment Method	Updated	Posted
1	Initiated	500.00	card	26/03/24 2:53PM	



Note: payments take processing time to appear delivered to your student account. Pay in advance of the deposit due date to allow time for your payment to be delivered by the Deposit Due Date listed under your application.

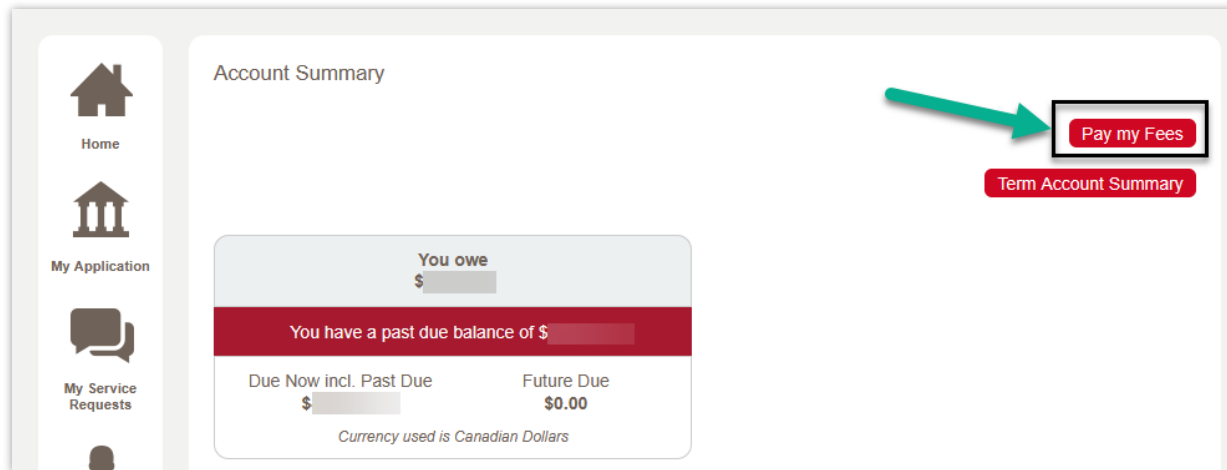
Amount Owed

Term	Bus Unit	Account Type	Due Date	Amount Due	Payment Amount
Fall 2026	UCALG	TUT	Tuition	2026/05/01	\$500.00
				\$500.00	\$500.00

Academic, Application, Residence fees:

[My Financials](#) -> [Pay My Fees](#).

Note: the residence payment link will not appear until you are charged residence fees.



Acknowledge the terms and conditions and select either:

[Pay Residence Fees](#) or [Pay Application or Academic Fees](#)

Pay my Fees (Supported by Flywire)

The University of Calgary has chosen Flywire as the official service for all domestic and international payments related to residence, tuition, and fees.

With Flywire, you can securely make and monitor payments directly through your Student Centre. Payment processing can take as little as one business day, depending on your chosen method.

To proceed to making a payment please acknowledge the following:

1. The payment is not, to the best of my knowledge, subject to any sanctions. I understand that refunds will not be issued to a sanctioned country or individual.
2. I confirm the payment is not from an illegal or improper source.
3. I understand the University is relying on this payment information and if inaccurate, there may be consequences, including action taken under applicable University policies or other legal recourse.
4. I understood that the University will issue refunds only for eligible payments, and that:
 - refunds must be approved prior to being issued
 - that any funds approved for refund may be subject to fees
 - that by using Flywire, refunds can be returned to the source of payment last made.

[Pay Application or Academic Fees](#)
[Pay Residence Fees](#)

Flywire Payment

Payment History

Institution UCALG University of Calgary

*Payment Type UC Residence

Listed below is the current outstanding balance on your Residence account by due date.

To make a payment:

1. Enter the amount you want to pay in the **Payment Amount** field.
2. Select **Update Total** to calculate the total payment amount.
3. When the **Payment Total** is correct, select **Make Payment**.

You'll then be directed to Flywire to choose your payment method and enter your payment details.

Some payment methods (like credit cards) will show as guaranteed faster than others. If you have questions, please visit [Using Flywire](#) for more information.

Note: Payments are always applied to your oldest charges first, regardless of which terms you select to pay.

Amount Owed						
Term	Bus Unit		Account Type	Due Date	Amount Due	Payment Amount
Winter 2026	UCALG	RES	Residence	2026/01/30	\$40.00	\$40.00

Total Charges \$40.00
Payment Total \$0.00

Update Total
Make Payment

Shareable Payment Link

If someone else will be paying on your behalf (e.g. a parent or relative):

1. Enter the payment amount above and select **Update Total**.
2. Enter the payer's email address.
3. Select **Create Link**, then **Email Link**.

Your payer will receive a secure link to complete the payment for the amount you specified.

The link will expire after 90 days or once the payment is completed.

Reminder: If a refund is issued, it will be returned to the person who made the payment.

*Note: If you are being sponsored, your sponsor should pay via the **sponsorship invoice sent to them directly**.*

Create Link
Email Link

Link

- 1) Enter the **Payment Amount** you wish to pay
- 2) Select "**Update Total**"
- 3) Enter the **Email Address** of the person you wish to send a secure Flywire payment link
- 4) Select **Create Link**

Make sure you are communicating with the person you are sending a secure link. The secure Flywire payment link will be valid for 90 days or until paid.

You can track the status of any payments made through your [Flywire Transaction History](#) (accessed through the Pay My Fees link in your Student Centre).

When your payment status shows **delivered**, your payment will appear posted to your student account within 4 hours.

Your deposit requirement is considered met once the deposit payment appears posted to your student account.

Once your payment is posted to your account, you will be able to print official UCalgary receipts from within your Student Centre: My Financials – [Receipts](#) link.

Flywire Transaction History

You have initiated the payment through Flywire.

You can see a summary of your recent transactions below, with the most recent payment listed first. To view older payments, go to the next page or select **View All**.

The Refresh History button will update the payment status if anything has changed. If you have questions regarding tracking your payment, please refer to [Flywire - Track my Payment](#).

The different stages of payment status and their meaning are outlined below.

- Initiated - Payment is pending and Flywire is expecting funds.
- Processed - Flywire has received the funds and payment is going through verification.
- Guaranteed - Flywire has received funds and is processing onto institution.
- Delivered - Flywire has delivered funds to institution.
- Cancelled - Flywire Payment has been cancelled.
- Failed - Credit card payment did not process - please reinitiate a payment or reattempt the failed payment using your tracking link in the email Flywire sent.

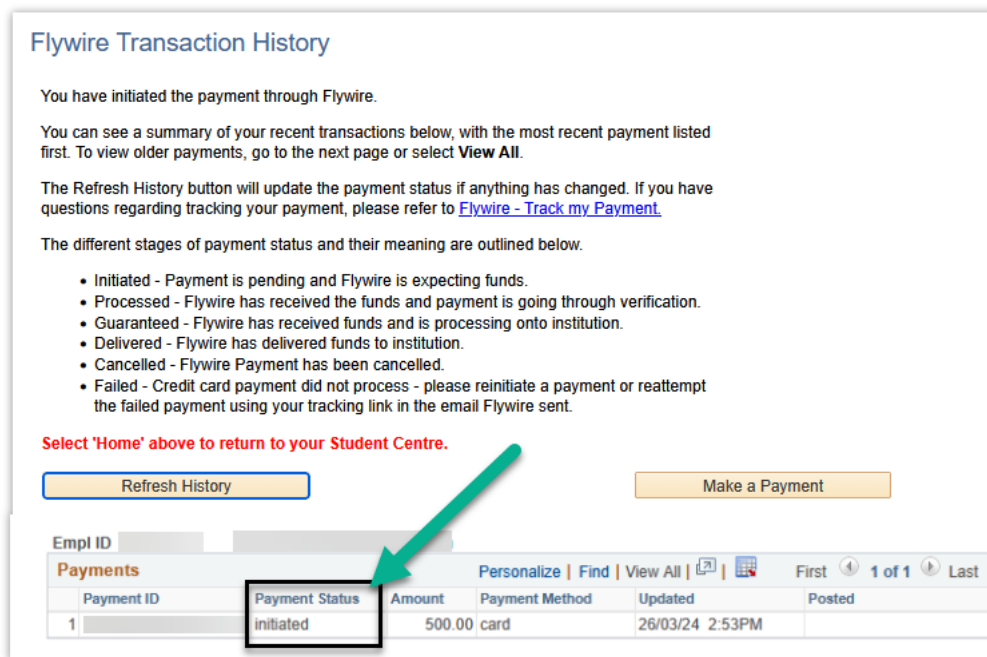
Select 'Home' above to return to your Student Centre.

[Refresh History](#) [Make a Payment](#)

Empl ID [redacted]

Payments [Personalize](#) | [Find](#) | [View All](#) | [Print](#) | [Export](#) | First 1 of 1 Last

Payment ID	Payment Status	Amount	Payment Method	Updated	Posted
1	initiated	500.00	card	26/03/24 2:53PM	



3.

End of Procedure. For further questions, please contact [Enrolment Services](#).