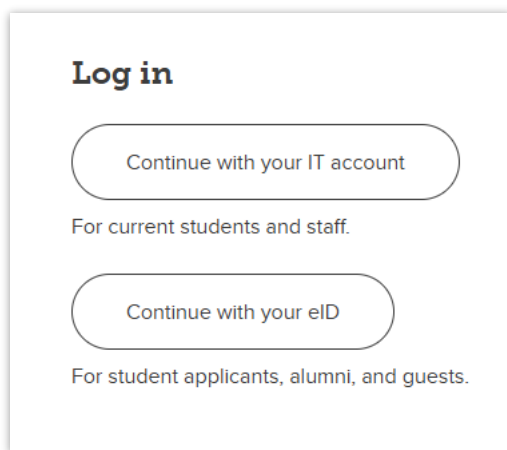


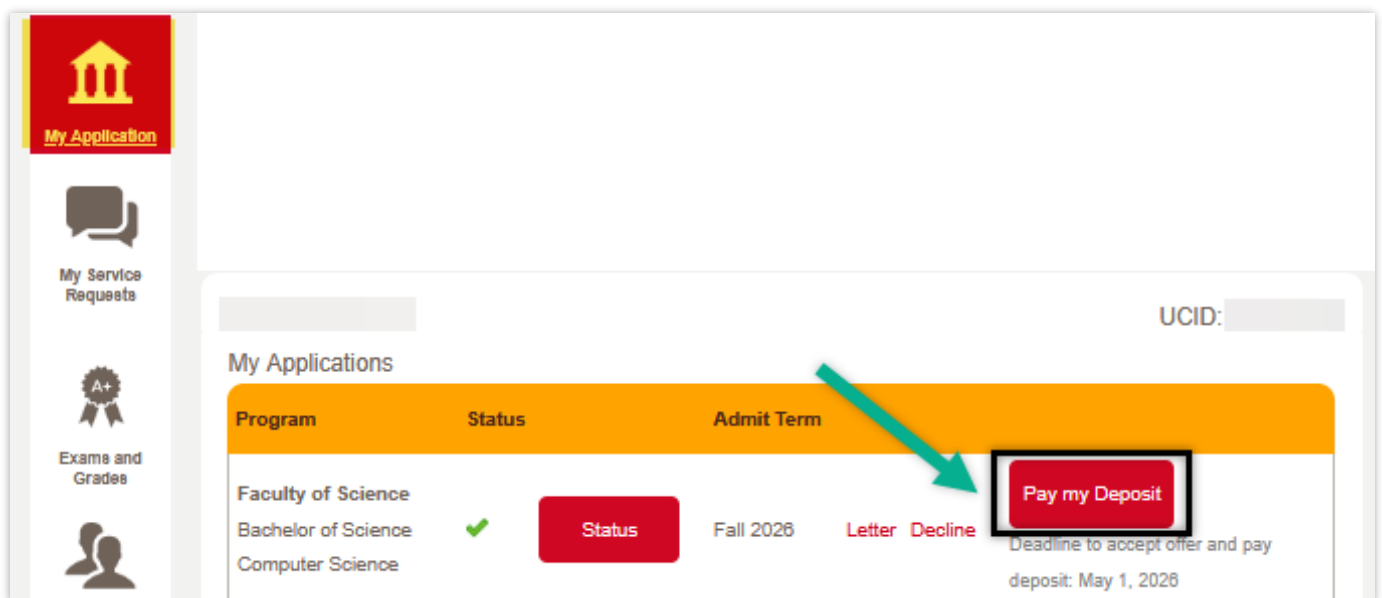
This guide will walk you through making a payment from within your Student Centre through Flywire for your **admission deposit**. You also have the option of sharing a secure payment link from within your Student Centre to a parent or relative who may be paying the deposit on your behalf.

This guide will specifically walk through the credit card payment option, and there are other payment types available for you to choose from.

1. Log into your UofC Student Portal (my.ucalgary.ca)



2. Go to **My Application** and select the **Pay My Deposit** link.



3. Select “**Pay My Deposit**”. The deposit amount will vary by program and the residency status of the applicant. **Note:** Admission deposits are non-refundable.

Admission Deposit Summary

Due Date 2026/05/01

Term	Amount Owed	Deposit Amount
Fall 2026	500.00	500.00

Pay my Deposit

Please note; by paying your deposit, you're accepting your offer of admission.

Admission Deposits are non-refundable.

4. Enter the amount of the deposit you wish to pay.

Flywire Payment

Empl ID Payment History

Institution UCALG University of Calgary

Payment Type UC Application Deposit

Listed below is the Admissions Deposit you have selected to pay.

Admission Deposits are considered non-refundable.

1. Your full deposit amount will be defaulted as the payment amount. If you are only making a partial payment, update the **Payment Amount**.
2. Select **Update Total** to calculate the total payment amount.
3. When the **Payment Total** is correct, select **Make Payment**.

You'll then be directed to Flywire to choose your payment method and enter your payment details.

Some payment methods (like credit cards) will show as guaranteed faster than others. If you have questions, please visit [Using Flywire](#) for more information.

By making a payment you are confirming the following:

- The payment is not, to the best of my knowledge, subject to any sanctions. I understand that refunds will not be issued to a sanctioned country or individual.
- I confirm the payment is not from an illegal or improper source.
- I understand the University is relying on this payment information and if inaccurate, there may be consequences, including action taken under applicable University policies or other legal recourse.

Amount Owed						
Term	Bus Unit		Account Type	Due Date	Amount Due	Payment Amount
Fall 2026	UCALG	TUT	Tuition	2026/05/01	\$500.00	\$500.00

Total Charges \$500.00 Payment Total \$0.00

Update Total
Make Payment

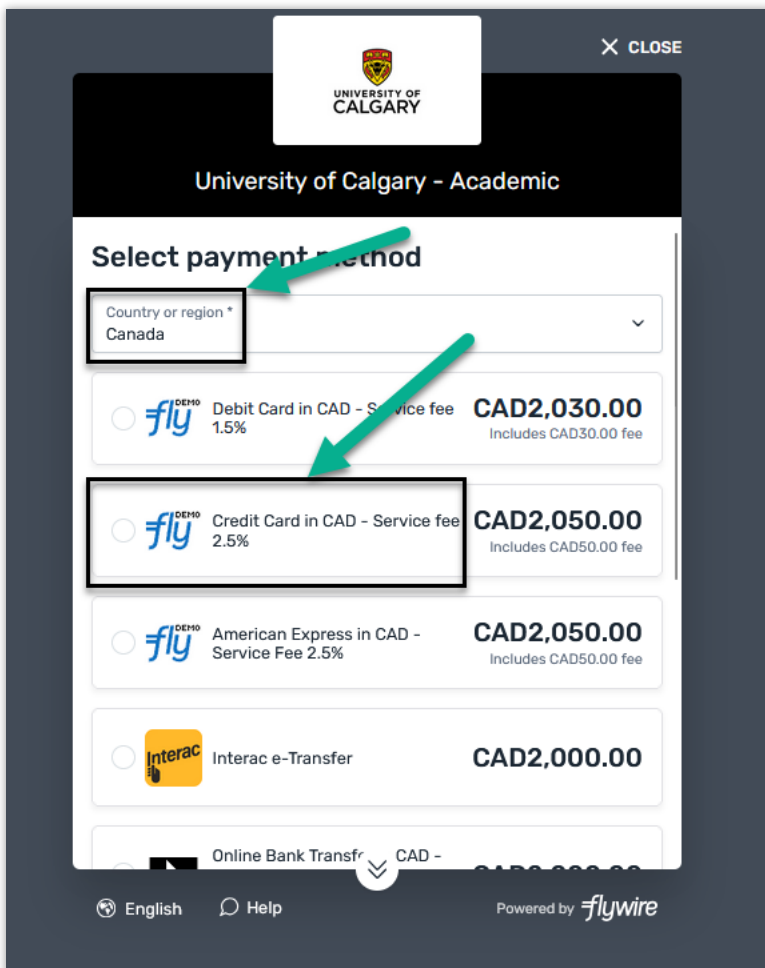
5. If you would like to pay the total deposit amount, select “**Update Total**” and “**Make Payment**”. If you wish to make a partial payment, enter the value you wish to pay in the specific **payment amount** field.

Amount Owed						
Term	Bus Unit		Account Type	Due Date	Amount Due	Payment Amount
Fall 2026	UCALG	TUT	Tuition	2026/05/01	\$500.00	\$500.00
Total Charges			\$500.00	Payment Total		\$0.00

1 Update Total 2 Make Payment

Secure Shareable Link: If someone is paying the admission deposit on your behalf, you can share a secure payment link. Refer to the following [How-to-Guide](#) for steps on sharing a secure Flywire payment link.

6. Select the country the payment is coming from and the method you wish to pay through. In this example we are using a credit card. Other payment options are available for you to choose.



University of Calgary - Academic

Select payment method

Country or region *
Canada

Debit Card in CAD - Service fee 1.5% **CAD2,030.00**
Includes CAD30.00 fee

Credit Card in CAD - Service fee 2.5% **CAD2,050.00**
Includes CAD50.00 fee

American Express in CAD - Service Fee 2.5% **CAD2,050.00**
Includes CAD50.00 fee

Interac e-Transfer **CAD2,000.00**

Online Bank Transfr CAD -


English Help Powered by flywire

7. You will need to scroll down to acknowledge Flywire's terms and conditions and then select **"NEXT"**.

I have read, understand, and agree to the Flywire [Terms of Use](#) and [Privacy Policy](#)

NEXT

8. Enter the details of the person making the payment. This example has test information.

 UNIVERSITY OF
CALGARY

University of Calgary - Academic

Please provide the details of the person paying

First name *	Family name *
Test	Payer

Email *

mve@flywire.com

Address 1 *

31 Winter St

City *	+1	Phone number *
Marblehead	▼	8003469252

Country or region *

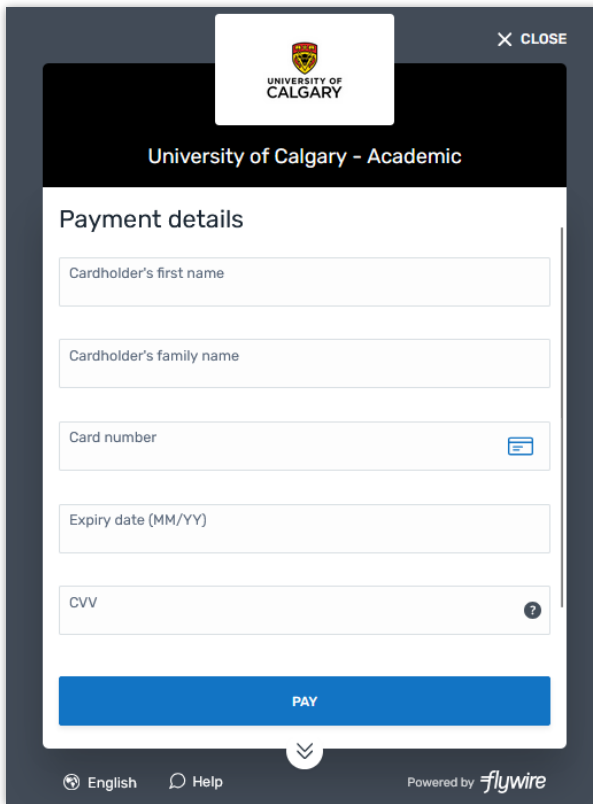
Canada ▼

NEXT

English Help

Powered by flywire

9. Enter the details of the credit card, or other payment option chosen.



10. If your transaction is successful, you will see a green checkmark before the page automatically reloads to **Flywire Transaction History** shown below. You can also select "**Refresh History**" to verify payment status updates.

Flywire Transaction History

You have initiated the payment through Flywire.

You can see a summary of your recent transactions below, with the most recent payment listed first. To view older payments, go to the next page or select **View All**.

The Refresh History button will update the payment status if anything has changed. If you have questions regarding tracking your payment, please refer to [Flywire - Track my Payment](#).

The different stages of payment status and their meaning are outlined below.

- Initiated - Payment is pending and Flywire is expecting funds.
- Processed - Flywire has received the funds and payment is going through verification.
- Guaranteed - Flywire has received funds and is processing onto institution.
- Delivered - Flywire has delivered funds to institution.
- Cancelled - Flywire Payment has been cancelled.
- Failed - Credit card payment did not process - please reinitiate a payment or reattempt the failed payment using your tracking link in the email Flywire sent.

Select 'Home' above to return to your Student Centre.

[Refresh History](#) [Make a Payment](#)

Empl ID [REDACTED]

Payments [Personalize](#) | [Find](#) | [View All](#) | [\[?\]](#) | [\[📅\]](#) | First 1 of 1 Last

Payment ID	Payment Status	Amount	Payment Method	Updated	Posted
1	initiated	500.00	card	26/03/24 2:53PM	

Flywire Transaction History

You have initiated the payment through Flywire.

You can see a summary of your recent transactions below, with the most recent payment listed first. To view older payments, go to the next page or select **View All**.

The Refresh History button will update the payment status if anything has changed. If you have questions regarding tracking your payment, please refer to [Flywire - Track my Payment](#).

The different stages of payment status and their meaning are outlined below.

- Initiated - Payment is pending and Flywire is expecting funds.
- Processed - Flywire has received the funds and payment is going through verification.
- Guaranteed - Flywire has received funds and is processing onto institution.
- **Delivered - Flywire has delivered funds to institution which will be posted on account within four hours.**
- Cancelled - Flywire Payment has been cancelled.
- Failed - Credit card payment did not process - please reinitiate a payment or reattempt the failed payment using your tracking link in the email Flywire sent.

Select 'Home' above to return to your Student Centre.

Refresh History
Make a Payment

Empl ID

Payments		Personalize Find View All		First	1 of 1	Last
Payment ID	Payment Status	Amount	Payment Method	Updated	Posted	
1	delivered	1,000.00	card	26/04/28 3:50PM	26/04/28 4:00:34PM	

When your payment status shows **delivered**, your payment will appear posted to your student account within 4 hours.

Your deposit requirement is considered met once the deposit payment appears posted to your student account.

Once your payment is posted to your account, you will be able to print official UCalgary receipts from within your Student Centre: My Financials – [Receipts](#) link.

11. End of Procedure. For further questions, please contact [Enrolment Services](#).