

Section:	Emergency Response	Date of Issue:	2008.01.07
		Issued By:	Environment, Health & Safety
Part:	Post-exposure Protocol for Biological Hazards	Revision #:	4
		Revision Date:	2015.07.20
Pages:	2	Revised By:	EO

PURPOSE

This protocol was developed to assist with immediate first aid, medical assessment and reporting of exposure to biological hazards at the university.

SCOPE

Employees and students are potentially exposed to biological hazards at the university. This post-exposure protocol must be followed by any employee or student who has or may have been exposed to biological hazards.

HAZARDS

Biological hazards are identified on the Hazard Assessment and Control Form completed for each job position. Biological hazards are substances that pose a threat to the health of living organisms, primarily that of humans. This can include medical waste or samples containing a microorganism, virus or toxin (from a biological source) that can affect human health.

PROTOCOL

1. Remove any contaminated clothing if possible.
2. Allow the exposure site to bleed freely.
3. Cleanse the site through washing with soap and water (use waterless hand cleaner if soap and water unavailable). A skin antiseptic can be used for skin exposure.
4. For mucous membrane exposure, flush site(s) with water or saline.
5. Immediately proceed to the nearest emergency room or department for assessment by a physician. Ensure WCB documentation is completed by physician.
6. Report to your Supervisor/Manager as soon as is practicable.
7. Supervisor/Manager submits a Level 2 incident (minimum) through the [Online Accident Reporting System \(OARS\)](#) within 24 hours of being notified.
8. Supervisor/Manager completes WCB Employer's Report within 24 hours as per [requirements](#).
9. Employee/Student completes WCB Report as per [requirements](#).
10. Employee/Student contacts Nurse for post-exposure follow up.

REFERENCES

Post-Exposure Management requirements. Retrieved from [Alberta Occupational Health and Safety Code](#), Part 35.

Post-Exposure Management of Occupational Exposure to Blood/Body Fluids. Retrieved from <http://www.nurses.ab.ca/>

University of Calgary Incident Reporting and Investigation. Retrieved from <http://www.ucalgary.ca/safety/oars>

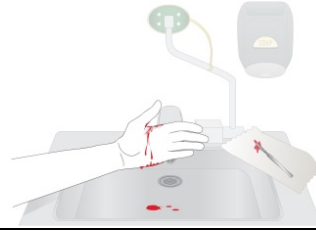
University of Calgary Injured at Work (WCB). Retrieved from <http://www.ucalgary.ca/staffwellness/wcb>

University of Calgary Worker's Compensation Board (WCB) Reporting Requirements. Retrieved from <http://www.ucalgary.ca/safety/wcb>

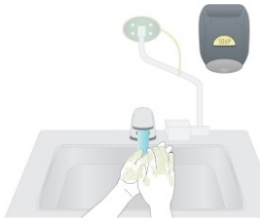
1. Remove any contaminated clothing if possible.



2. Allow the exposure site to bleed freely.



3. Cleanse the site through washing with soap and water (use waterless hand cleaner if soap and water unavailable). A skin antiseptic can be used for skin exposure.



4. For mucous membrane exposure, flush site(s) with water or saline.




5. Immediately proceed to the nearest emergency room or department for assessment by a physician. Ensure WCB documentation is completed by physician.



6. Report to Supervisor/Manager as soon as is practicable.



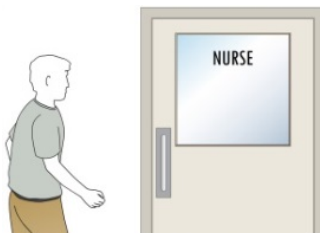
7. Supervisor/Manager submits a Level 2 incident (minimum) through the Online Accident Reporting System (OARS) within 24 hours of being notified.



8. Supervisor/Manager completes WCB Employer's Report within 24 hours as per requirements.
9. Employee/Student completes WCB Report as per requirements.



10. Employee/Student contacts Nurse for post-exposure follow up.



The University has an online system to report accidents and incidents. This web-based system is called OARS (Online Accident Reporting System).

References
ucalgary.ca/safety/oars