





APPENDIX H

Tag Examples

<p>Personal Tag</p> <p>White (with black and red) “Danger” tags are to be used with personal locks and indicate a worker is actively working on the equipment, machinery, or powered mobile equipment. These white danger tags must state the worker’s name and the date the tag was applied.</p>	
<p>Equipment Tag</p> <p>Equipment locks use yellow “Danger” tags to indicate that equipment or machinery is locked out for an extended period (longer than a worker’s shift). These yellow danger tags must state the worker’s name and tag applied date.</p>	
<p>Group Tag</p> <p>Orange “Danger” tags are used with group protocols in the control of hazardous energy to indicate multiple workers are working on the energy isolated equipment. These orange danger tags must have the name of the “Group Primary” and “Group Alternate” worker listed, along with their contact information, directly on the tag.</p>	
<p>Grounded Tag</p> <p>These white/green tags are used on operating devices with protective grounds installed. These tags must state the worker’s name and tag applied date.</p>	
<p>Long Term Equipment Tag</p> <p>These tags are the same as an equipment tag but are used for long term isolation of equipment and will note the rationale for long term isolation. These tags must state the worker’s name and the tag applied date.</p>	