

Legend



You Are Here



Public Exit



Public Corridor



Stairwell



Elevator



Fire Extinguisher



Pull Station



AED Defibrillator

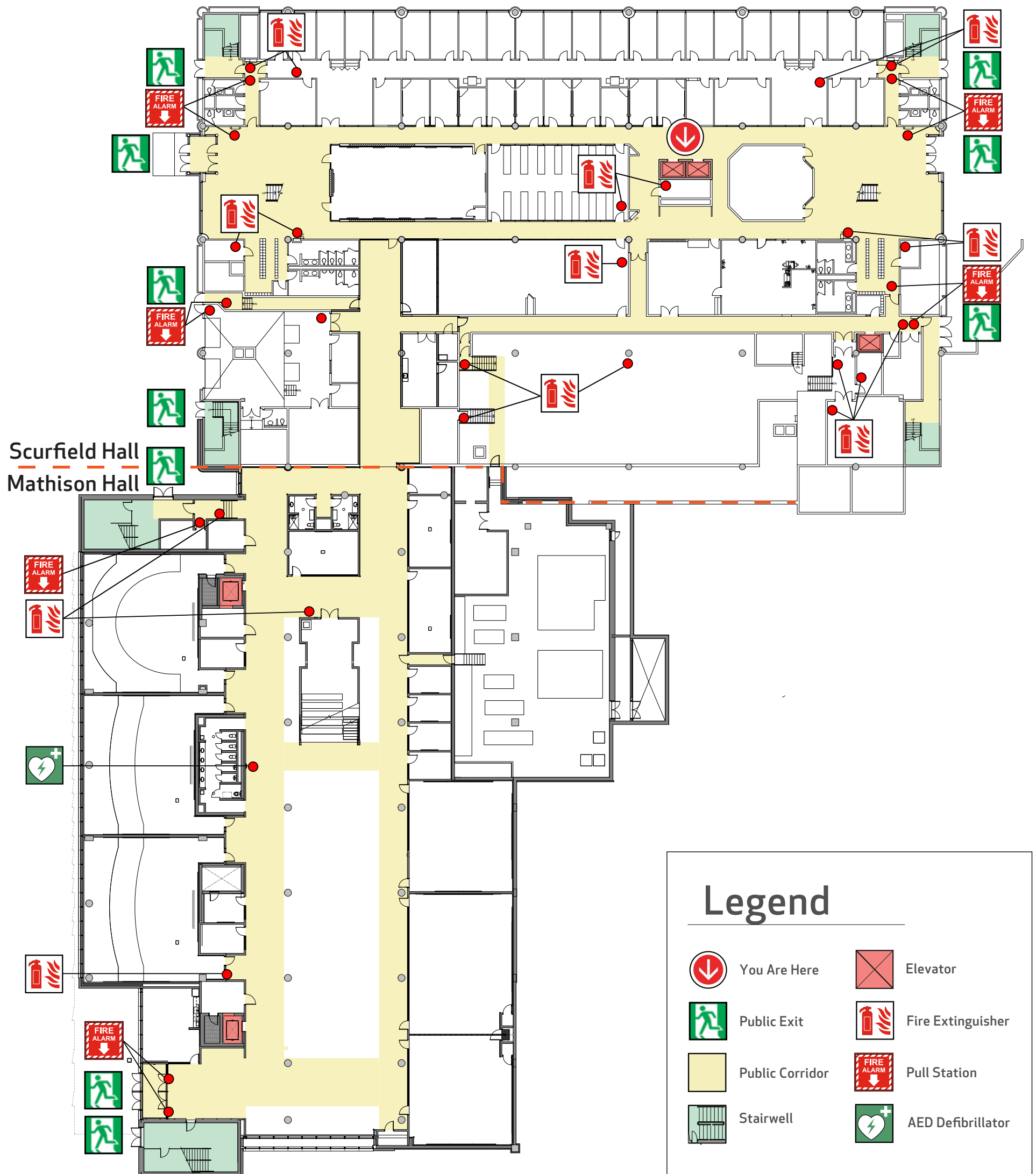
Emergency Evacuation Procedures

- Activate the **NEAREST FIRE ALARM PULL STATION**, located along exit path.
- Take coat and keys if immediately available.
- Evacuate building through the nearest exit. Use stairs - **DO NOT USE ELEVATORS**.
- Close all doors along your exit route.
- If directed by wardens, follow their instructions.
- Move away from the building and proceed to the Assembly Point.
- If you have information regarding the emergency call **Campus Security** at **403-220-5333** from a safe location.

Assembly Point

Education Classrooms





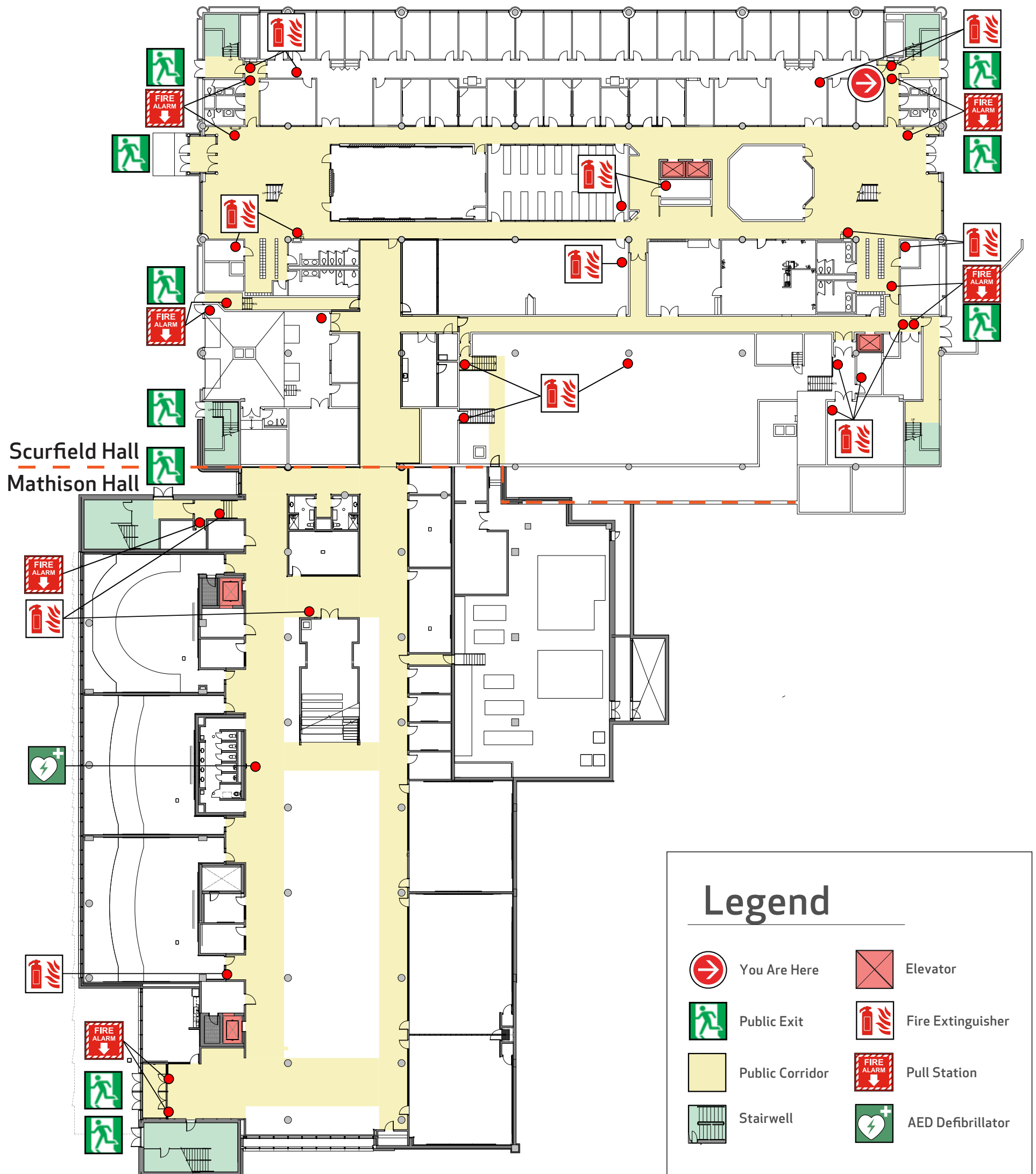
Emergency Evacuation Procedures

- Activate the **NEAREST FIRE ALARM PULL STATION**, located along exit path.
- Take coat and keys if immediately available.
- Evacuate building through the nearest exit. Use stairs - **DO NOT USE ELEVATORS**.
- Close all doors along your exit route.
- If directed by wardens, follow their instructions.
- Move away from the building and proceed to the Assembly Point.
- If you have information regarding the emergency call **Campus Security** at **403-220-5333** from a safe location.

Assembly Point

Education Classrooms





Legend

	You Are Here		Elevator
	Public Exit		Fire Extinguisher
	Public Corridor		Pull Station
	Stairwell		AED Defibrillator

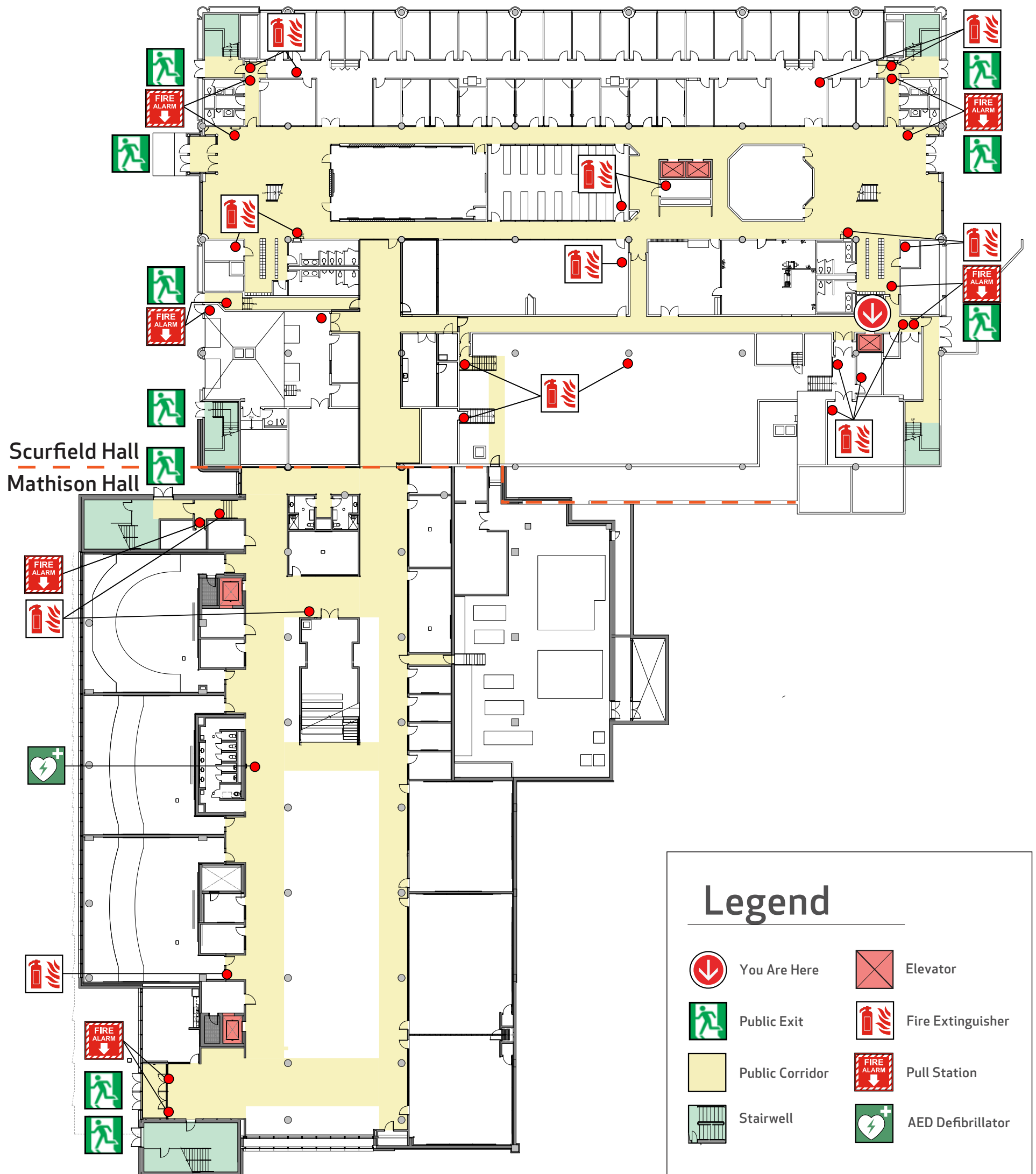
Emergency Evacuation Procedures

- Activate the **NEAREST FIRE ALARM PULL STATION**, located along exit path.
- Take coat and keys if immediately available.
- Evacuate building through the nearest exit. Use stairs - **DO NOT USE ELEVATORS**.
- Close all doors along your exit route.
- If directed by wardens, follow their instructions.
- Move away from the building and proceed to the Assembly Point.
- If you have information regarding the emergency call **Campus Security** at **403-220-5333** from a safe location.

Assembly Point

Education Classrooms





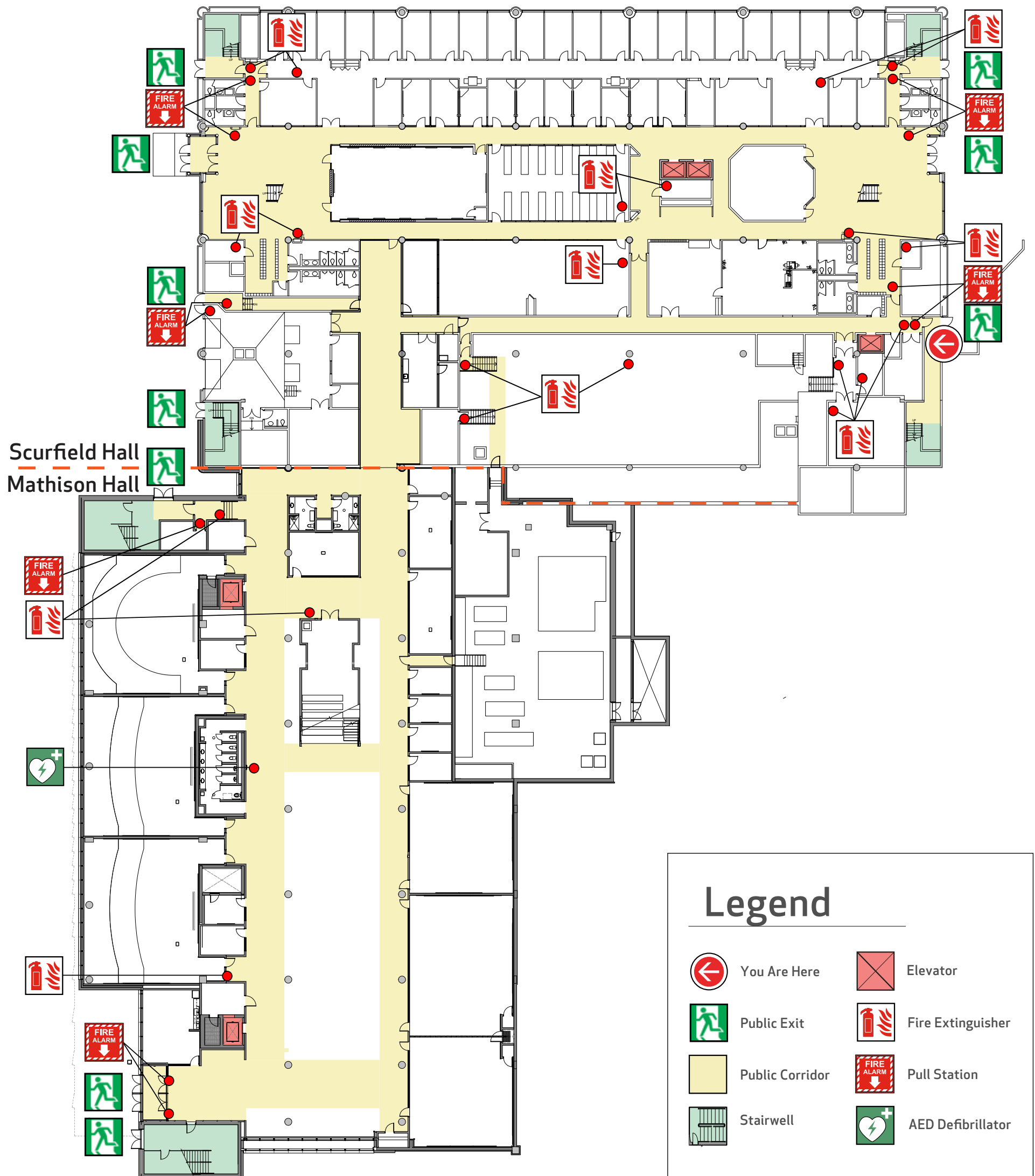
Emergency Evacuation Procedures

- Activate the **NEAREST FIRE ALARM PULL STATION**, located along exit path.
- Take coat and keys if immediately available.
- Evacuate building through the nearest exit. Use stairs - **DO NOT USE ELEVATORS**.
- Close all doors along your exit route.
- If directed by wardens, follow their instructions.
- Move away from the building and proceed to the Assembly Point.
- If you have information regarding the emergency call **Campus Security** at **403-220-5333** from a safe location.

Assembly Point

Education Classrooms





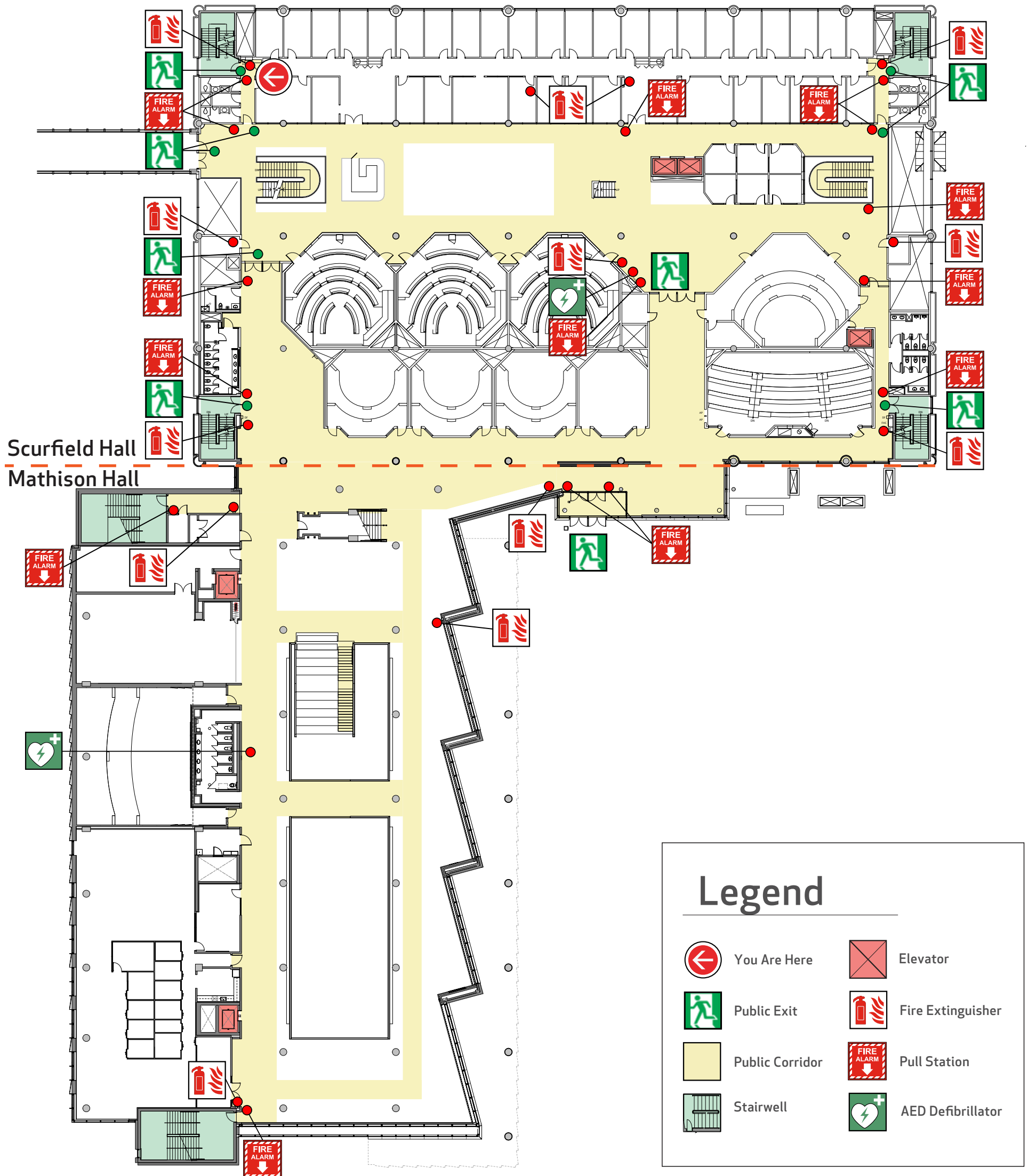
Emergency Evacuation Procedures

- Activate the **NEAREST FIRE ALARM PULL STATION**, located along exit path.
- Take coat and keys if immediately available.
- Evacuate building through the nearest exit. Use stairs - **DO NOT USE ELEVATORS**.
- Close all doors along your exit route.
- If directed by wardens, follow their instructions.
- Move away from the building and proceed to the Assembly Point.
- If you have information regarding the emergency call **Campus Security** at **403-220-5333** from a safe location.

Assembly Point

Education Classrooms





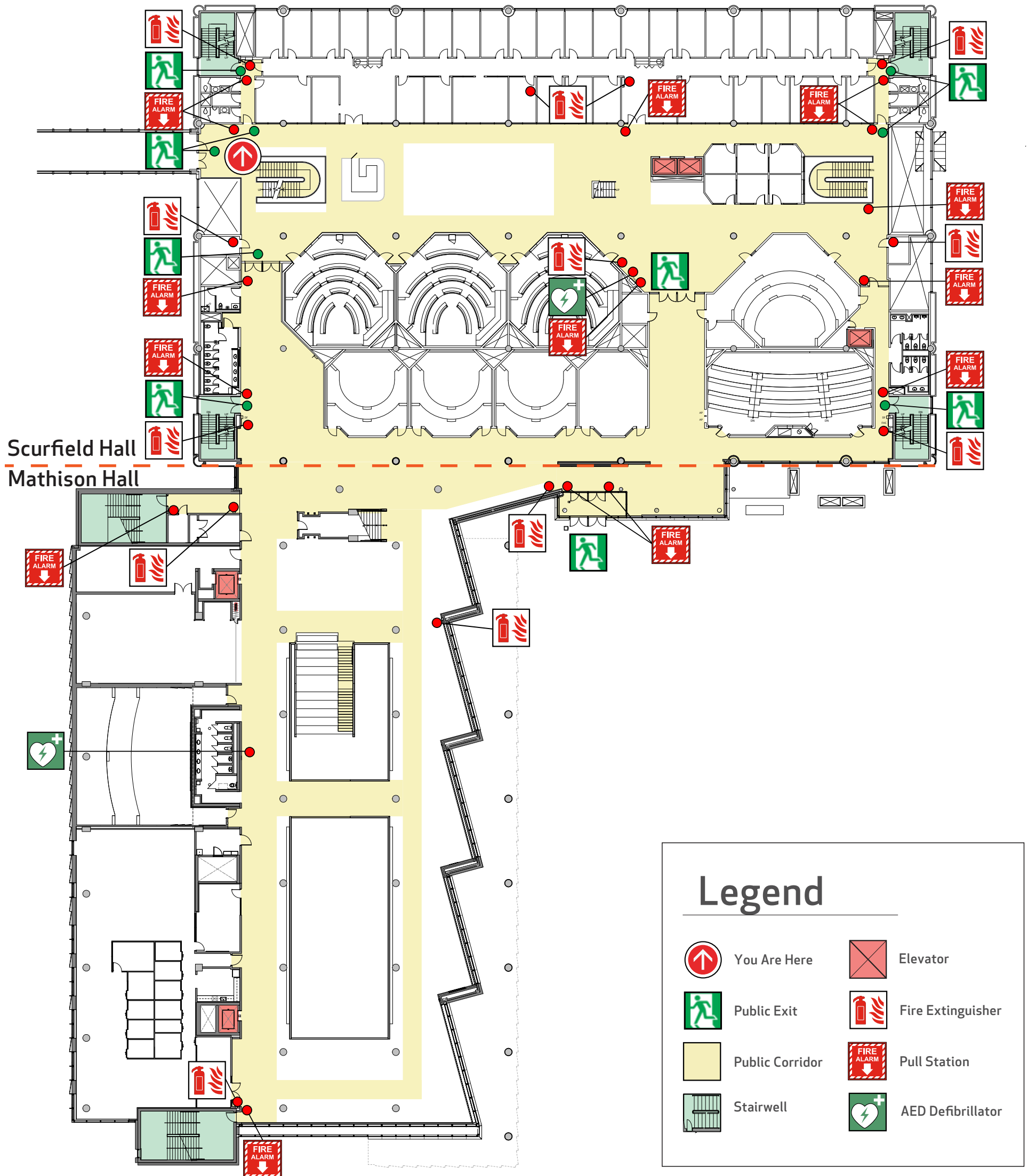
Emergency Evacuation Procedures

- Activate the **NEAREST FIRE ALARM PULL STATION**, located along exit path.
- Take coat and keys if immediately available.
- Evacuate building through the nearest exit. Use stairs - **DO NOT USE ELEVATORS**.
- Close all doors along your exit route.
- If directed by wardens, follow their instructions.
- Move away from the building and proceed to the Assembly Point.
- If you have information regarding the emergency call **Campus Security** at **403-220-5333** from a safe location.

Assembly Point

Education Classrooms





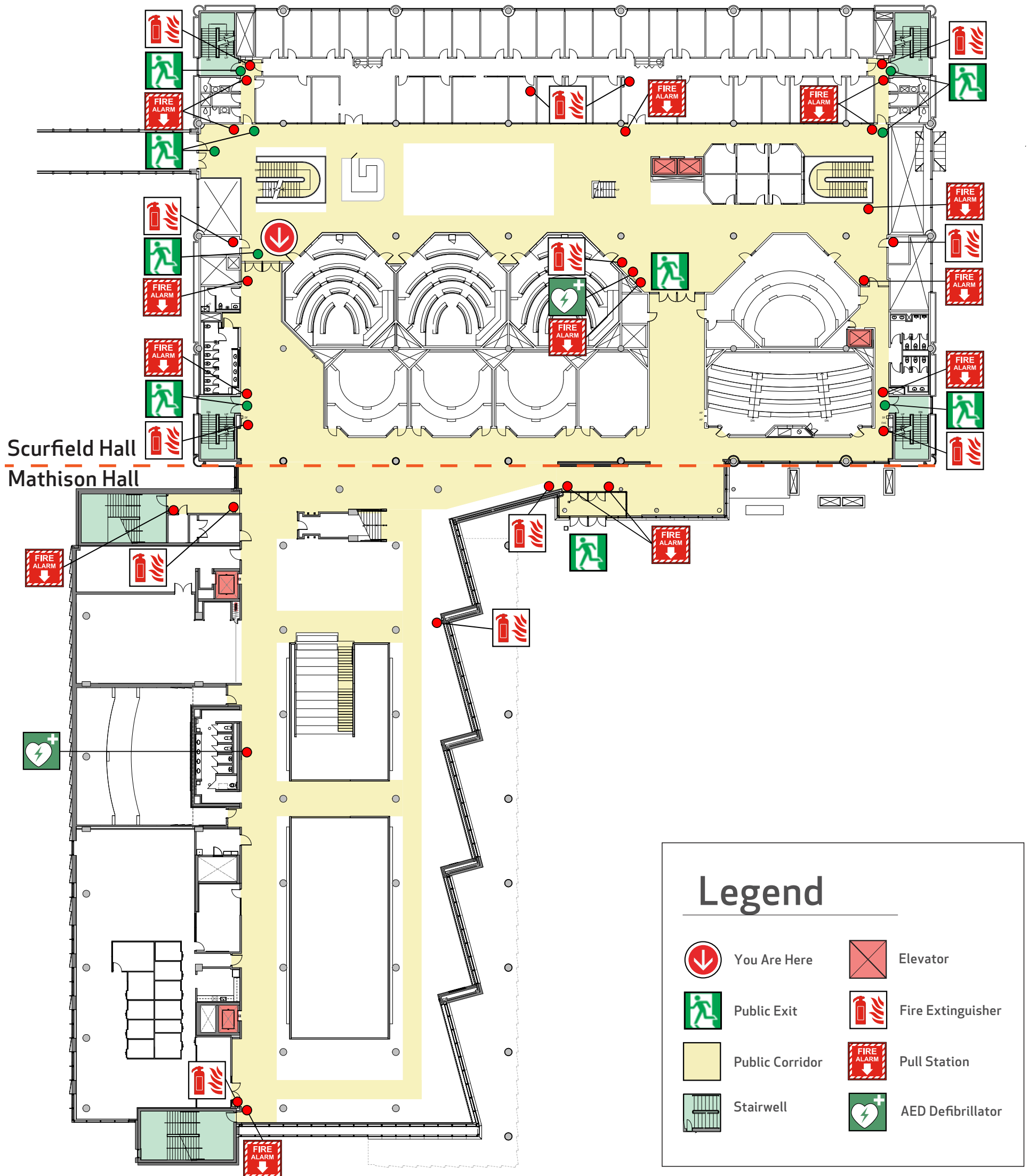
Emergency Evacuation Procedures

- Activate the **NEAREST FIRE ALARM PULL STATION**, located along exit path.
- Take coat and keys if immediately available.
- Evacuate building through the nearest exit. Use stairs - **DO NOT USE ELEVATORS**.
- Close all doors along your exit route.
- If directed by wardens, follow their instructions.
- Move away from the building and proceed to the Assembly Point.
- If you have information regarding the emergency call **Campus Security** at **403-220-5333** from a safe location.

Assembly Point

Education Classrooms





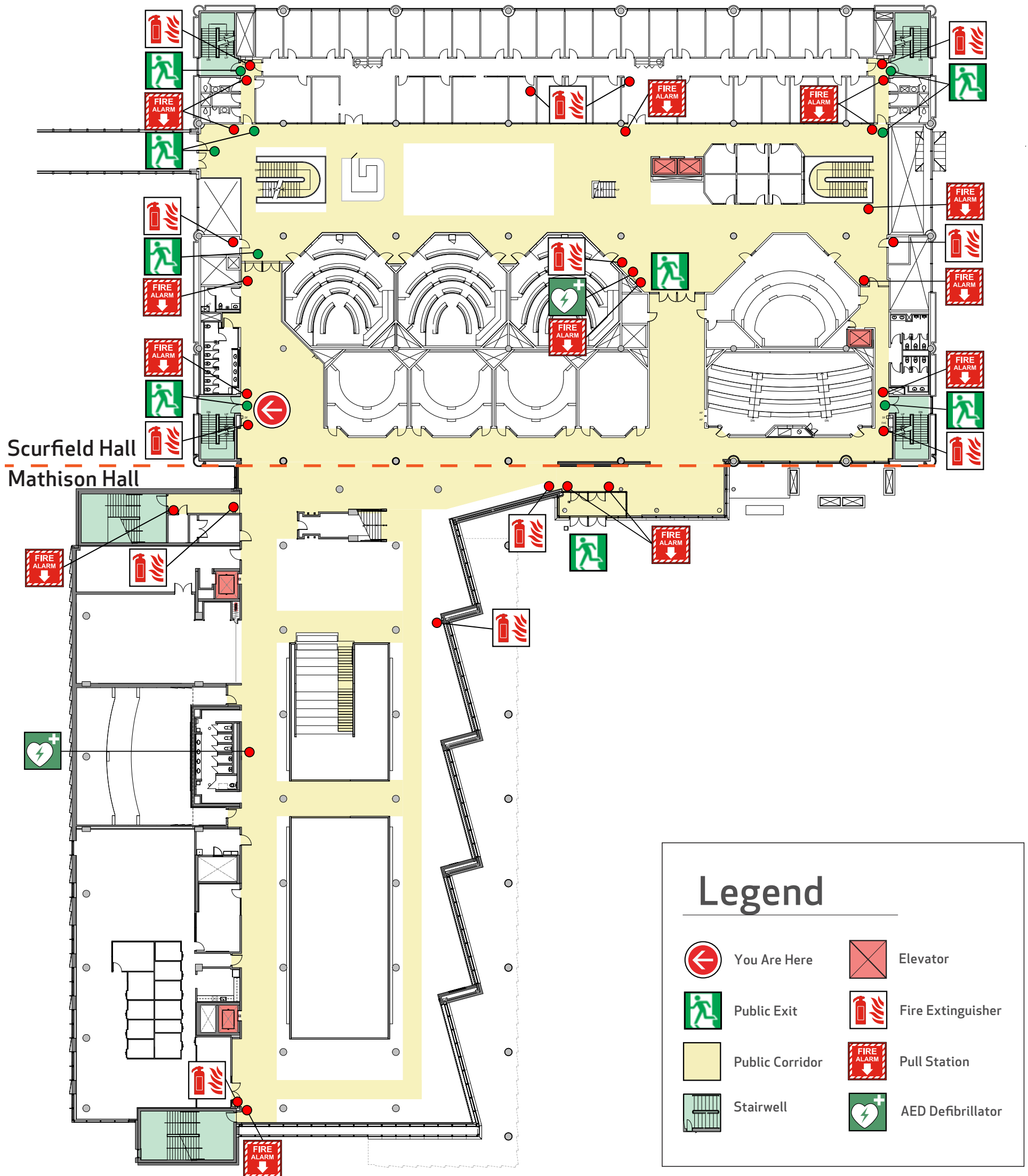
Emergency Evacuation Procedures

- Activate the **NEAREST FIRE ALARM PULL STATION**, located along exit path.
- Take coat and keys if immediately available.
- Evacuate building through the nearest exit. Use stairs - **DO NOT USE ELEVATORS**.
- Close all doors along your exit route.
- If directed by wardens, follow their instructions.
- Move away from the building and proceed to the Assembly Point.
- If you have information regarding the emergency call **Campus Security** at **403-220-5333** from a safe location.

Assembly Point

Education Classrooms





Legend



You Are Here



Public Exit



Public Corridor



Stairwell



Elevator



Fire Extinguisher



Pull Station



AED Defibrillator

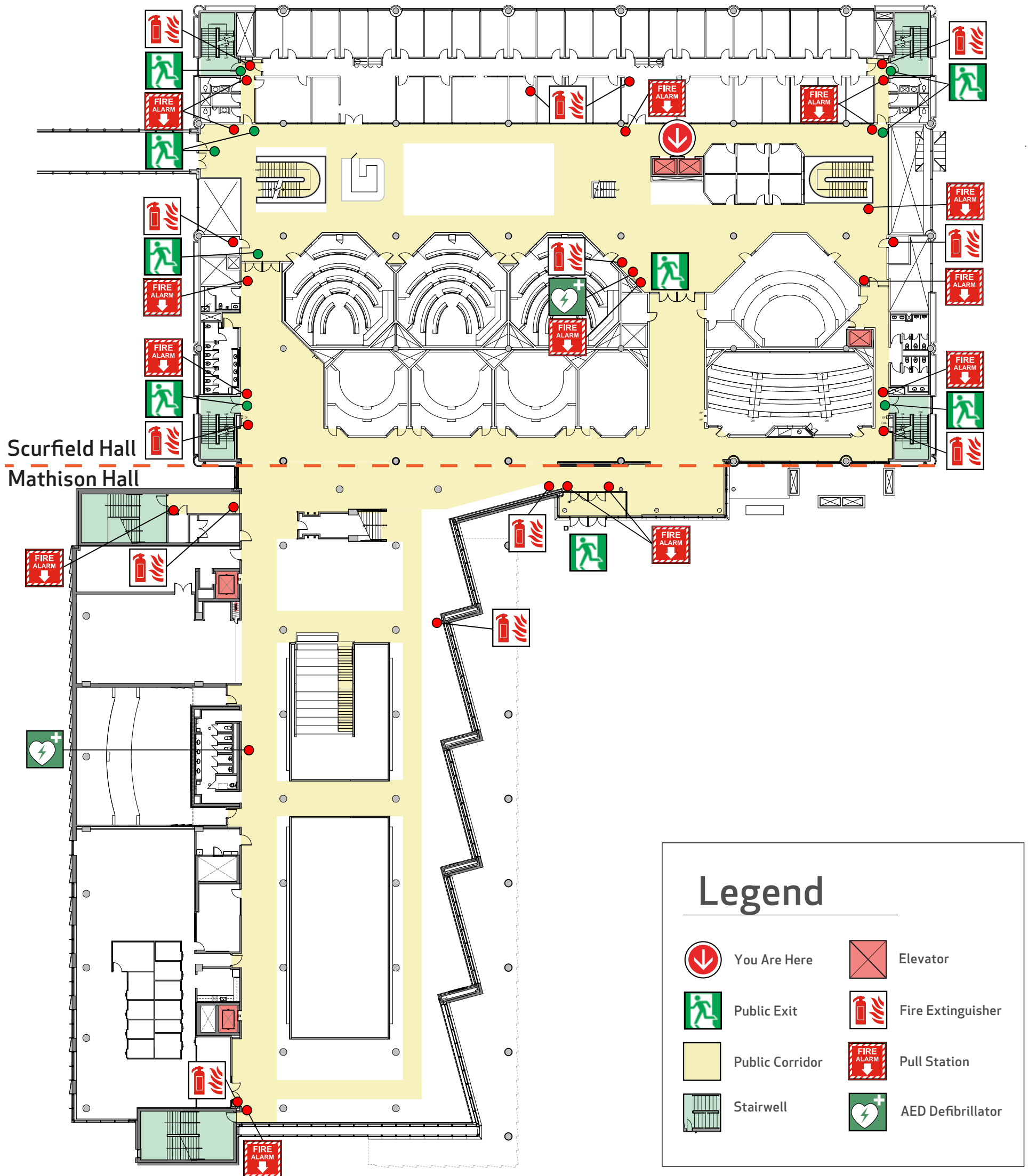
Emergency Evacuation Procedures

- Activate the **NEAREST FIRE ALARM PULL STATION**, located along exit path.
- Take coat and keys if immediately available.
- Evacuate building through the nearest exit. Use stairs - **DO NOT USE ELEVATORS**.
- Close all doors along your exit route.
- If directed by wardens, follow their instructions.
- Move away from the building and proceed to the Assembly Point.
- If you have information regarding the emergency call **Campus Security** at **403-220-5333** from a safe location.

Assembly Point

Education Classrooms





Legend



You Are Here



Public Exit



Public Corridor



Stairwell



Elevator



Fire Extinguisher



Pull Station



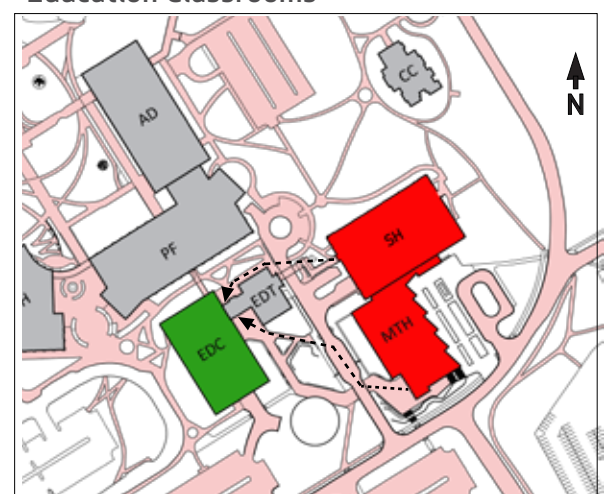
AED Defibrillator

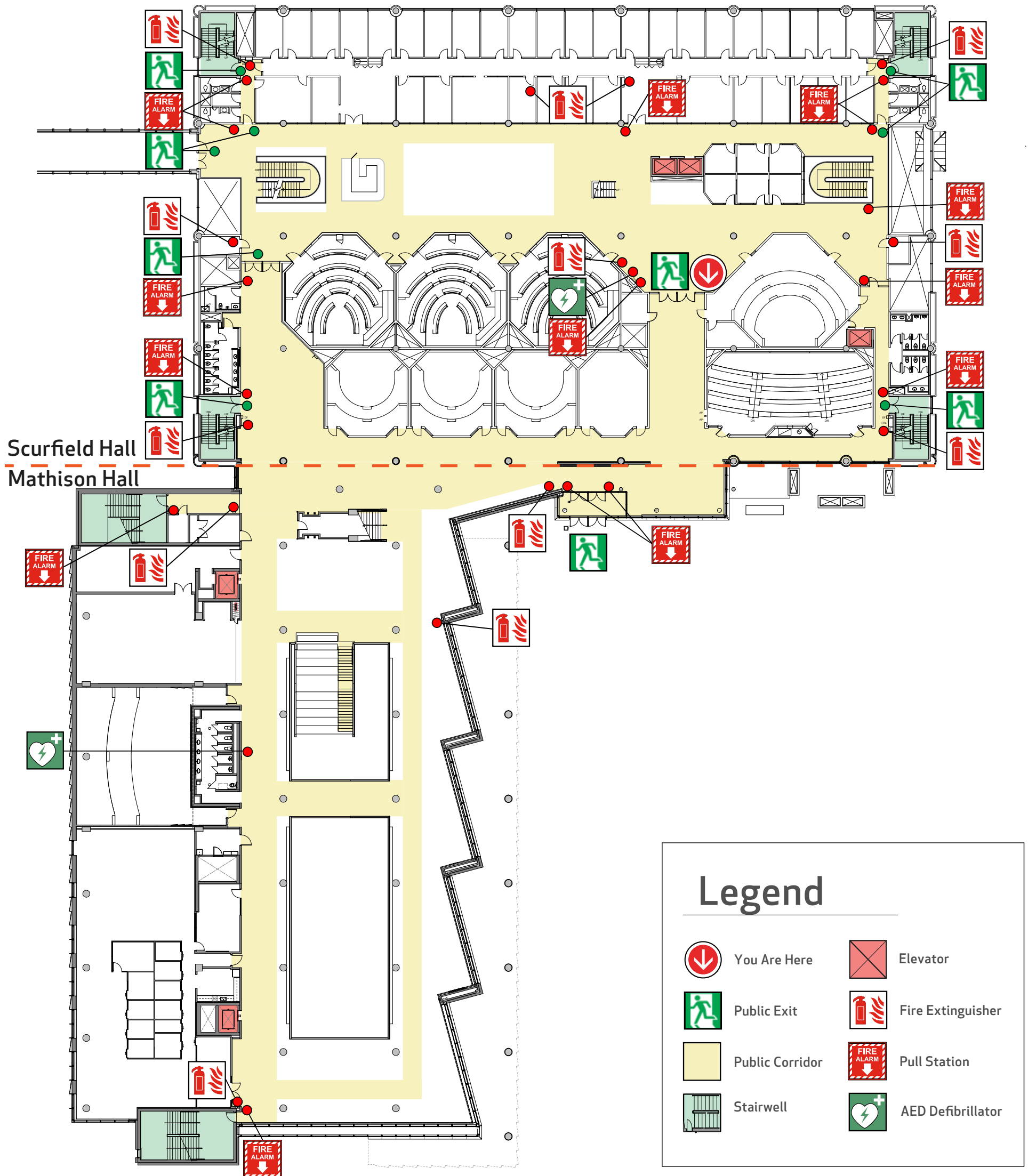
Emergency Evacuation Procedures

- Activate the **NEAREST FIRE ALARM PULL STATION**, located along exit path.
- Take coat and keys if immediately available.
- Evacuate building through the nearest exit. Use stairs - **DO NOT USE ELEVATORS**.
- Close all doors along your exit route.
- If directed by wardens, follow their instructions.
- Move away from the building and proceed to the Assembly Point.
- If you have information regarding the emergency call **Campus Security** at **403-220-5333** from a safe location.

Assembly Point

Education Classrooms





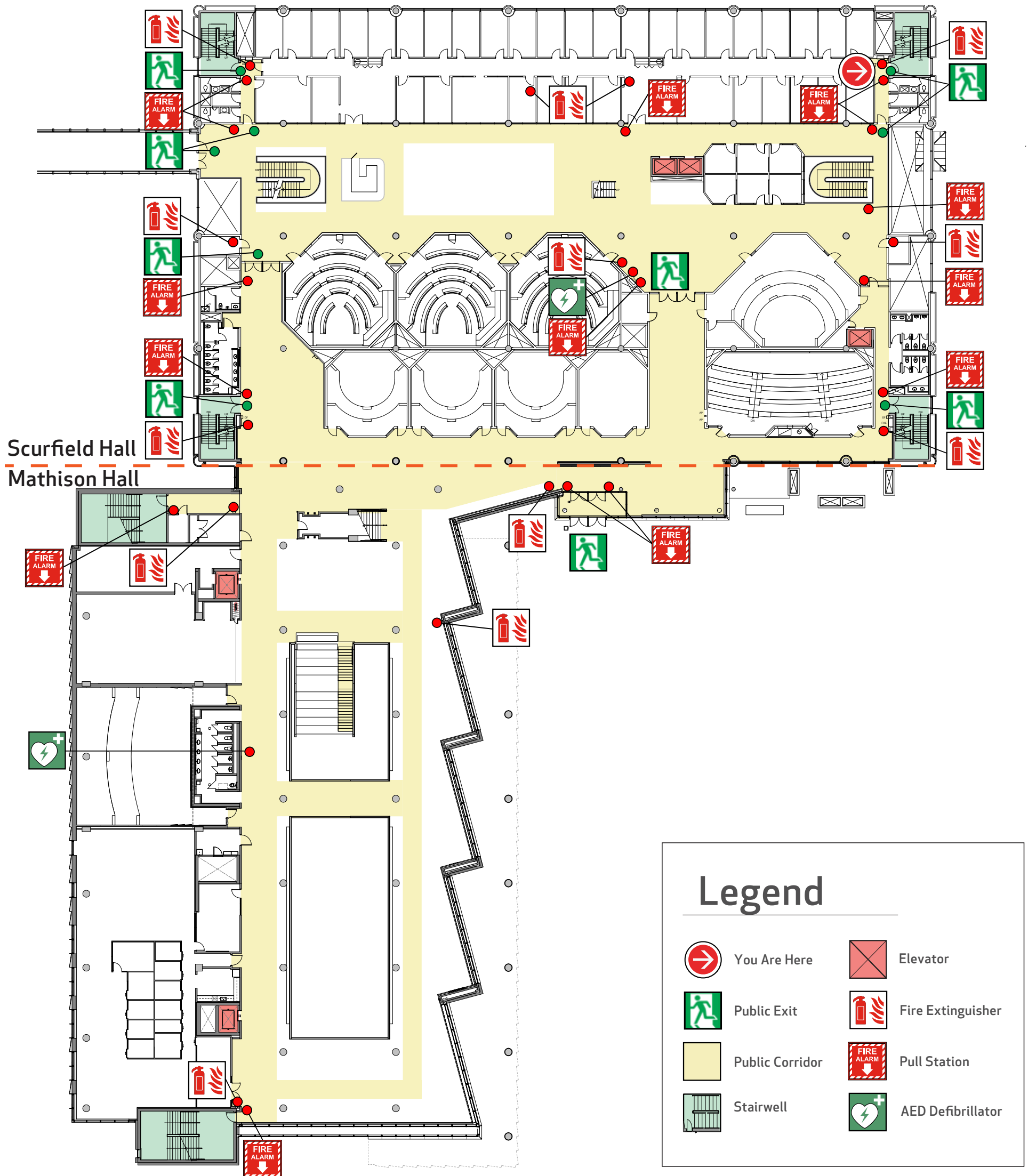
Emergency Evacuation Procedures

- Activate the **NEAREST FIRE ALARM PULL STATION**, located along exit path.
- Take coat and keys if immediately available.
- Evacuate building through the nearest exit. Use stairs - **DO NOT USE ELEVATORS**.
- Close all doors along your exit route.
- If directed by wardens, follow their instructions.
- Move away from the building and proceed to the Assembly Point.
- If you have information regarding the emergency call **Campus Security** at **403-220-5333** from a safe location.

Assembly Point

Education Classrooms





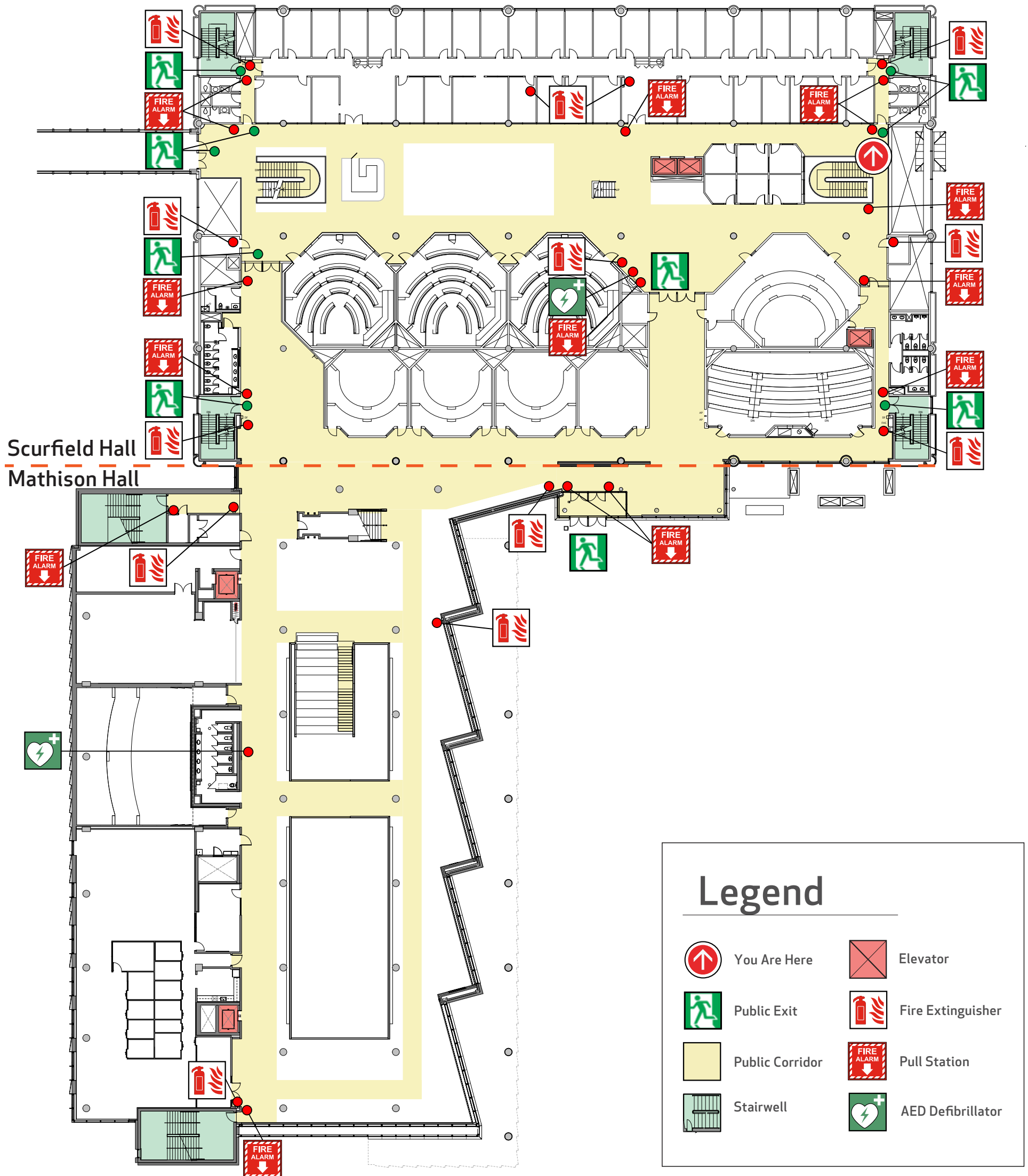
Emergency Evacuation Procedures

- Activate the **NEAREST FIRE ALARM PULL STATION**, located along exit path.
- Take coat and keys if immediately available.
- Evacuate building through the nearest exit. Use stairs - **DO NOT USE ELEVATORS**.
- Close all doors along your exit route.
- If directed by wardens, follow their instructions.
- Move away from the building and proceed to the Assembly Point.
- If you have information regarding the emergency call **Campus Security** at **403-220-5333** from a safe location.

Assembly Point

Education Classrooms





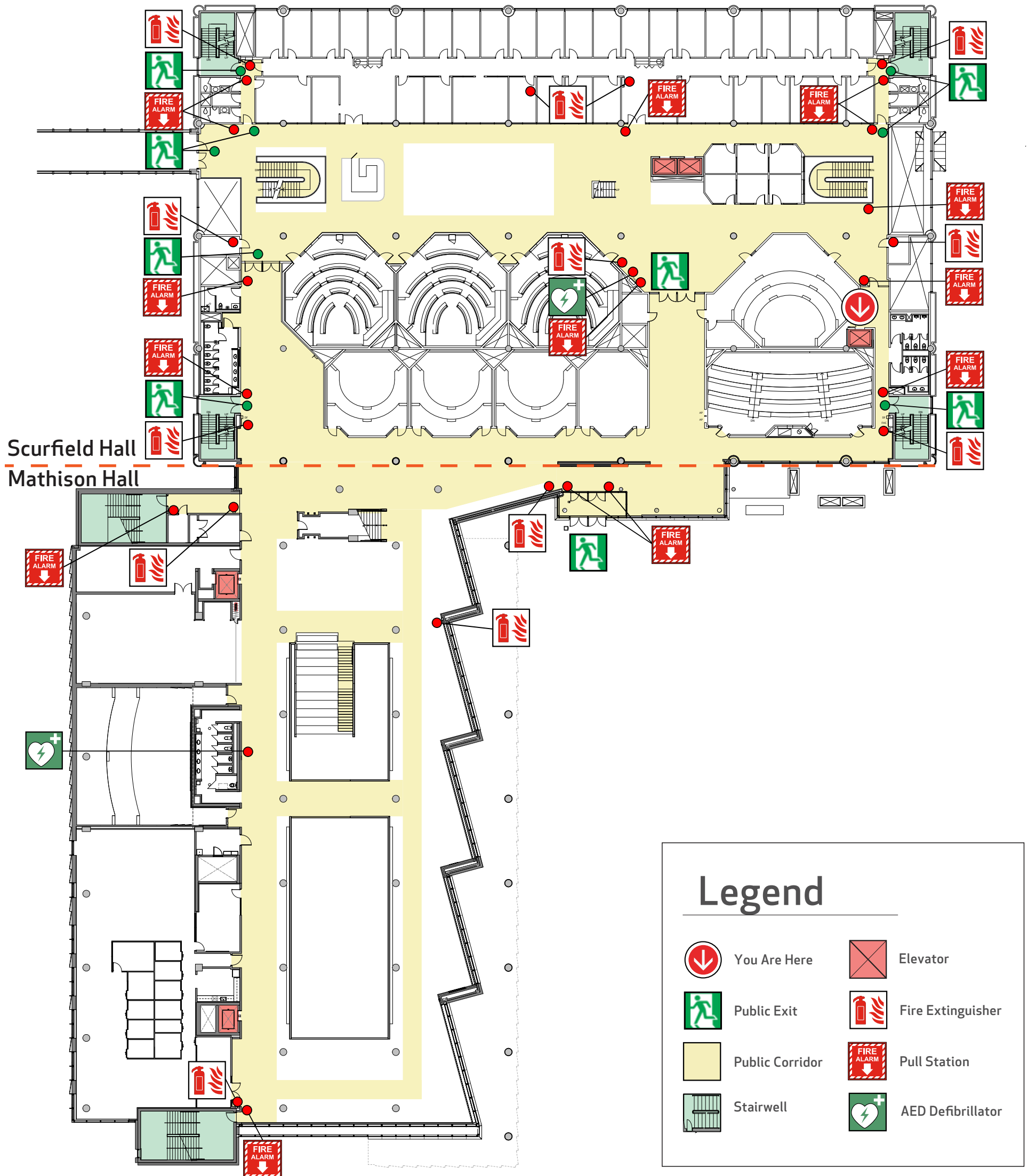
Emergency Evacuation Procedures

- Activate the **NEAREST FIRE ALARM PULL STATION**, located along exit path.
- Take coat and keys if immediately available.
- Evacuate building through the nearest exit. Use stairs - **DO NOT USE ELEVATORS**.
- Close all doors along your exit route.
- If directed by wardens, follow their instructions.
- Move away from the building and proceed to the Assembly Point.
- If you have information regarding the emergency call **Campus Security** at **403-220-5333** from a safe location.

Assembly Point

Education Classrooms





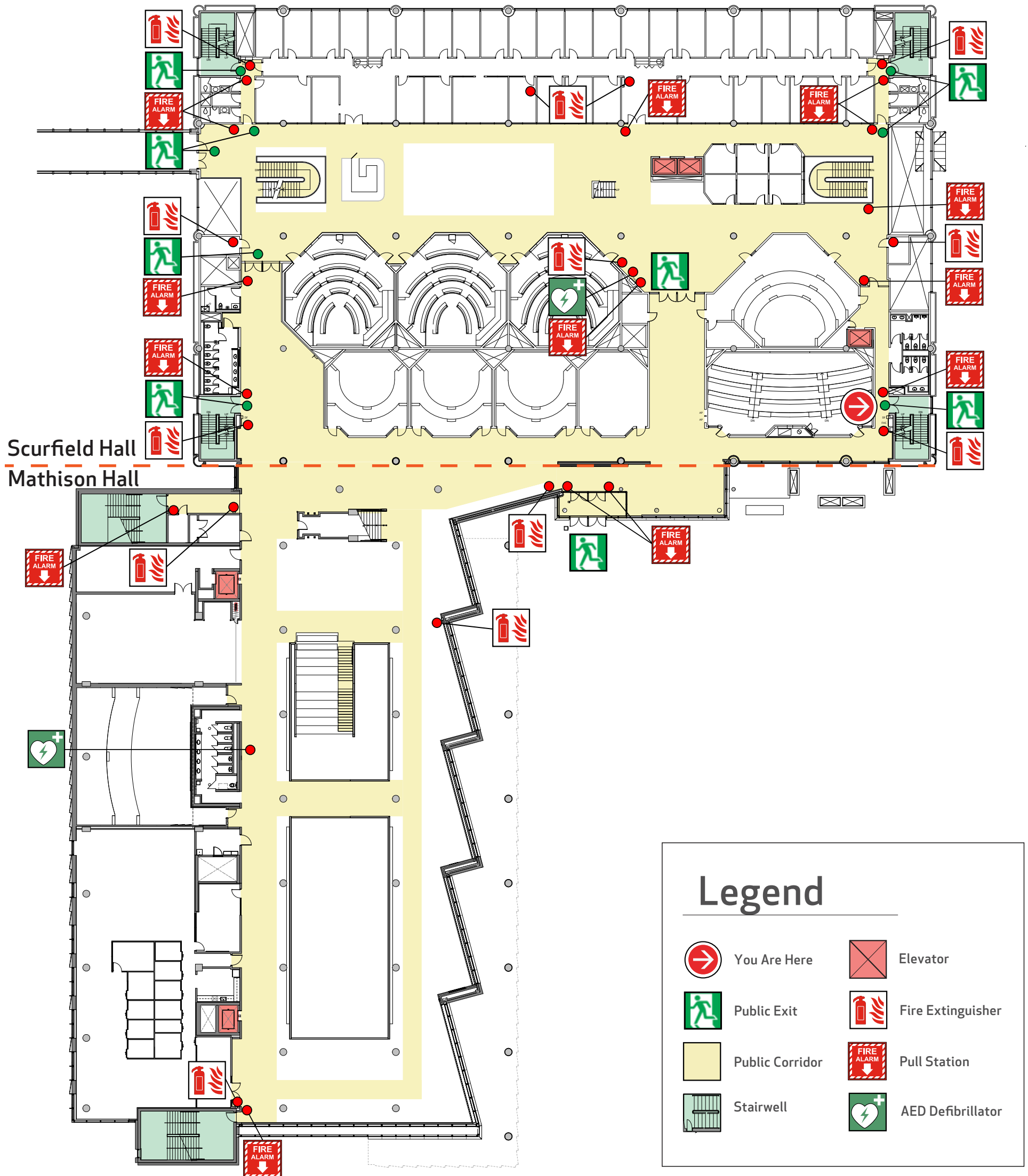
Emergency Evacuation Procedures

- Activate the **NEAREST FIRE ALARM PULL STATION**, located along exit path.
- Take coat and keys if immediately available.
- Evacuate building through the nearest exit. Use stairs - **DO NOT USE ELEVATORS**.
- Close all doors along your exit route.
- If directed by wardens, follow their instructions.
- Move away from the building and proceed to the Assembly Point.
- If you have information regarding the emergency call **Campus Security** at **403-220-5333** from a safe location.

Assembly Point

Education Classrooms





Legend



You Are Here



Public Exit



Public Corridor



Stairwell



Elevator



Fire Extinguisher



Pull Station



AED Defibrillator

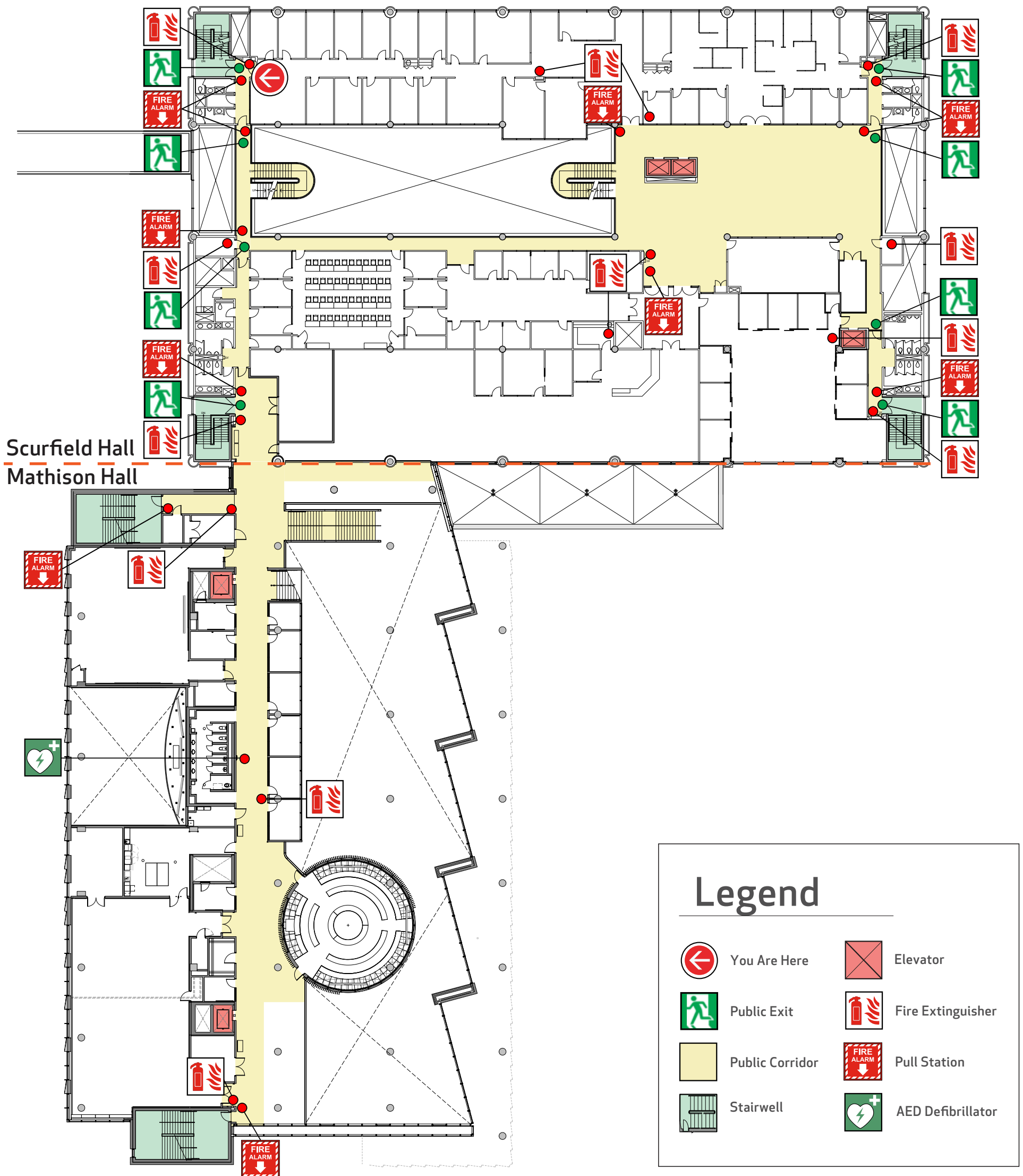
Emergency Evacuation Procedures

- Activate the **NEAREST FIRE ALARM PULL STATION**, located along exit path.
- Take coat and keys if immediately available.
- Evacuate building through the nearest exit. Use stairs - **DO NOT USE ELEVATORS**.
- Close all doors along your exit route.
- If directed by wardens, follow their instructions.
- Move away from the building and proceed to the Assembly Point.
- If you have information regarding the emergency call **Campus Security** at **403-220-5333** from a safe location.

Assembly Point

Education Classrooms



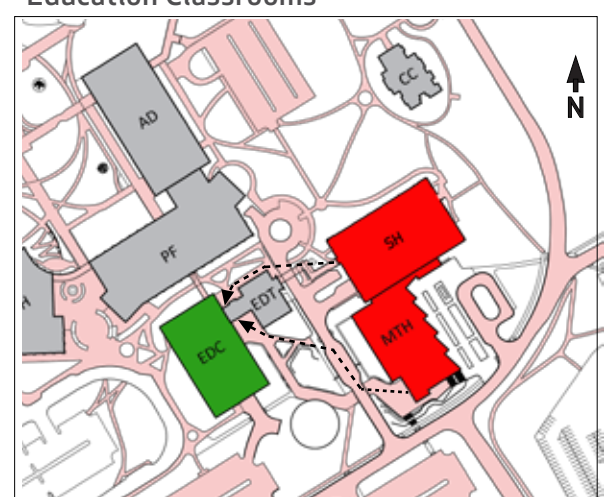


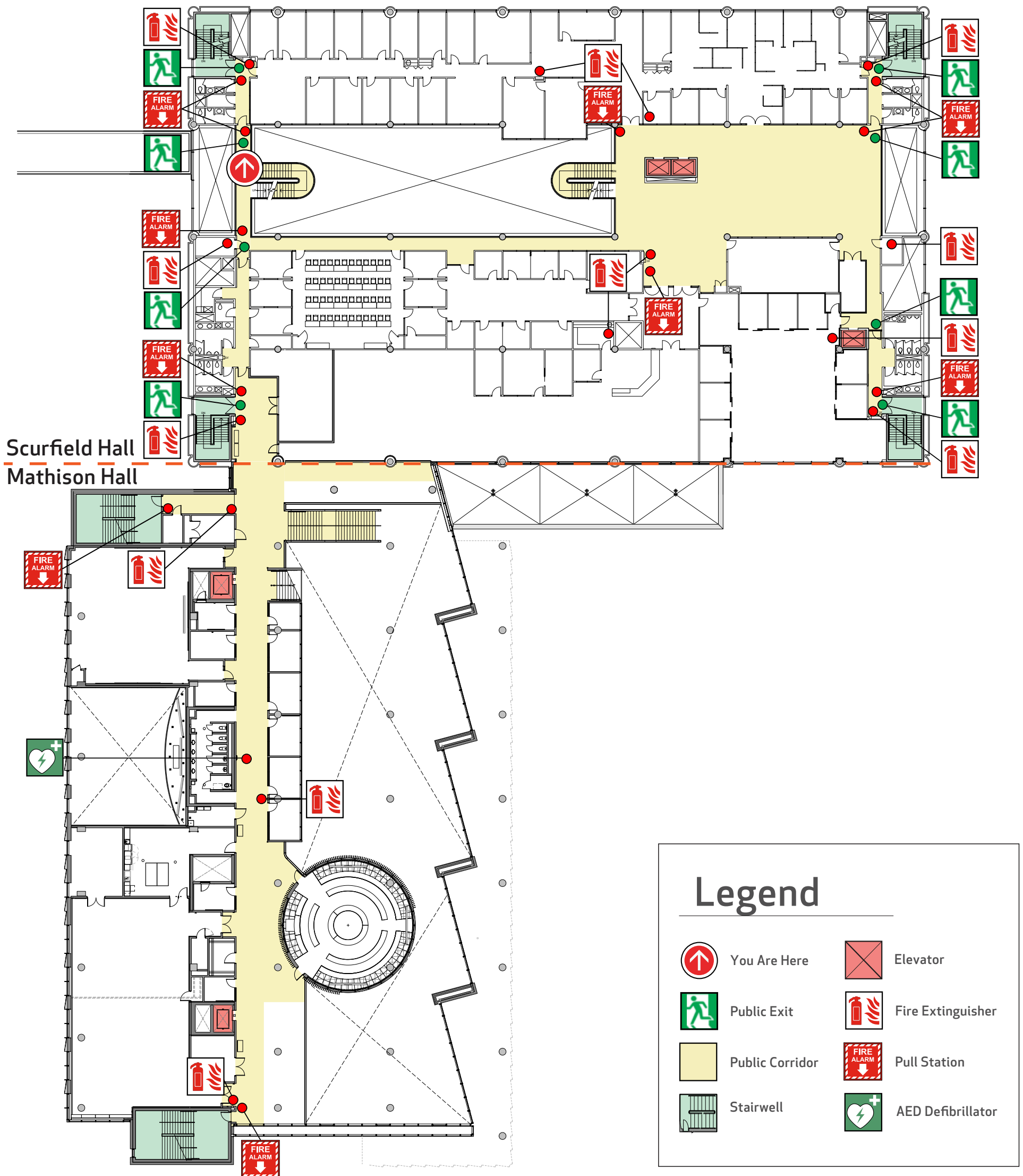
Emergency Evacuation Procedures

- Activate the **NEAREST FIRE ALARM PULL STATION**, located along exit path.
- Take coat and keys if immediately available.
- Evacuate building through the nearest exit. Use stairs - **DO NOT USE ELEVATORS**.
- Close all doors along your exit route.
- If directed by wardens, follow their instructions.
- Move away from the building and proceed to the Assembly Point.
- If you have information regarding the emergency call **Campus Security** at **403-220-5333** from a safe location.

Assembly Point

Education Classrooms





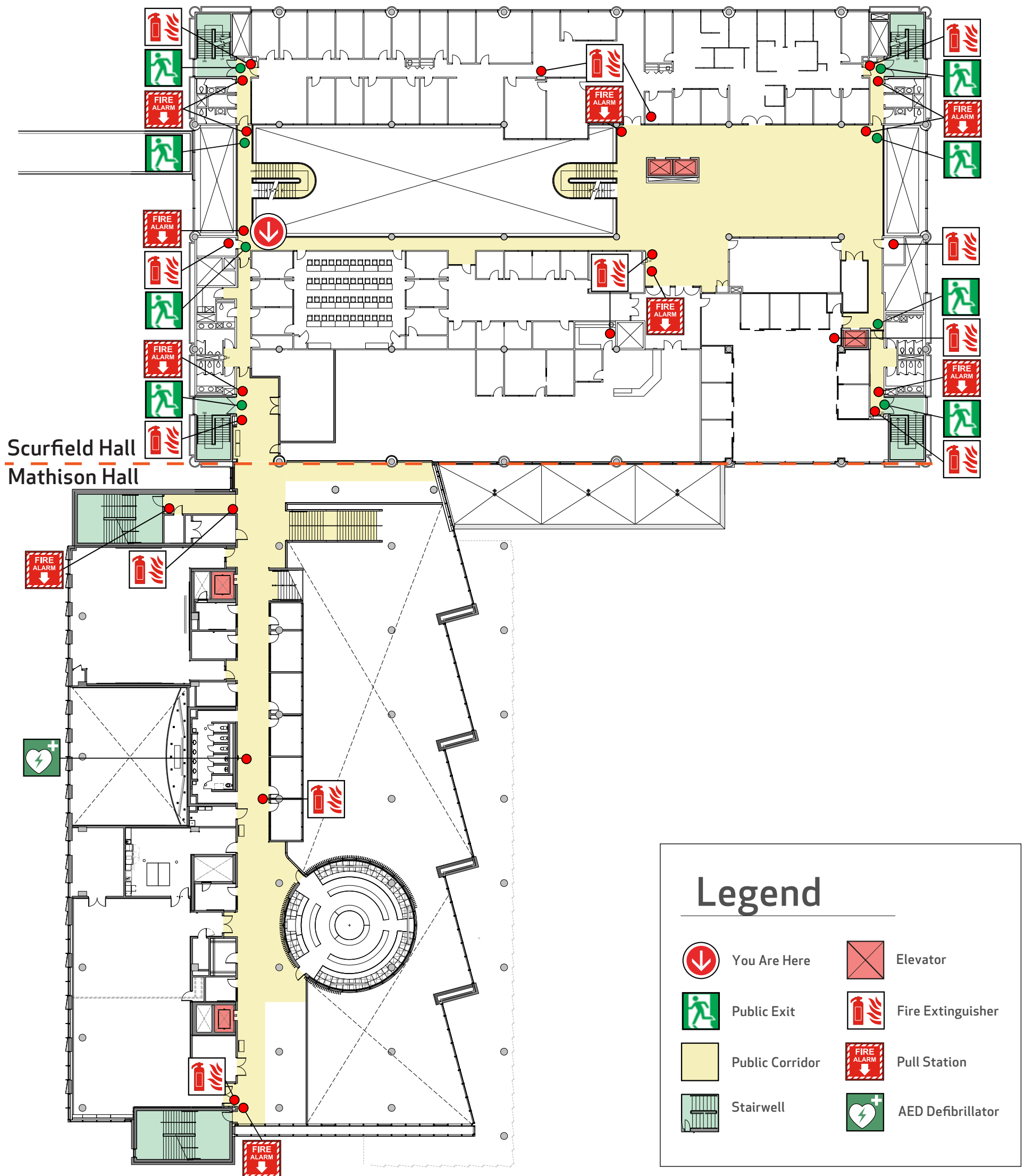
Emergency Evacuation Procedures

- Activate the **NEAREST FIRE ALARM PULL STATION**, located along exit path.
- Take coat and keys if immediately available.
- Evacuate building through the nearest exit. Use stairs - **DO NOT USE ELEVATORS**.
- Close all doors along your exit route.
- If directed by wardens, follow their instructions.
- Move away from the building and proceed to the Assembly Point.
- If you have information regarding the emergency call **Campus Security** at **403-220-5333** from a safe location.

Assembly Point

Education Classrooms





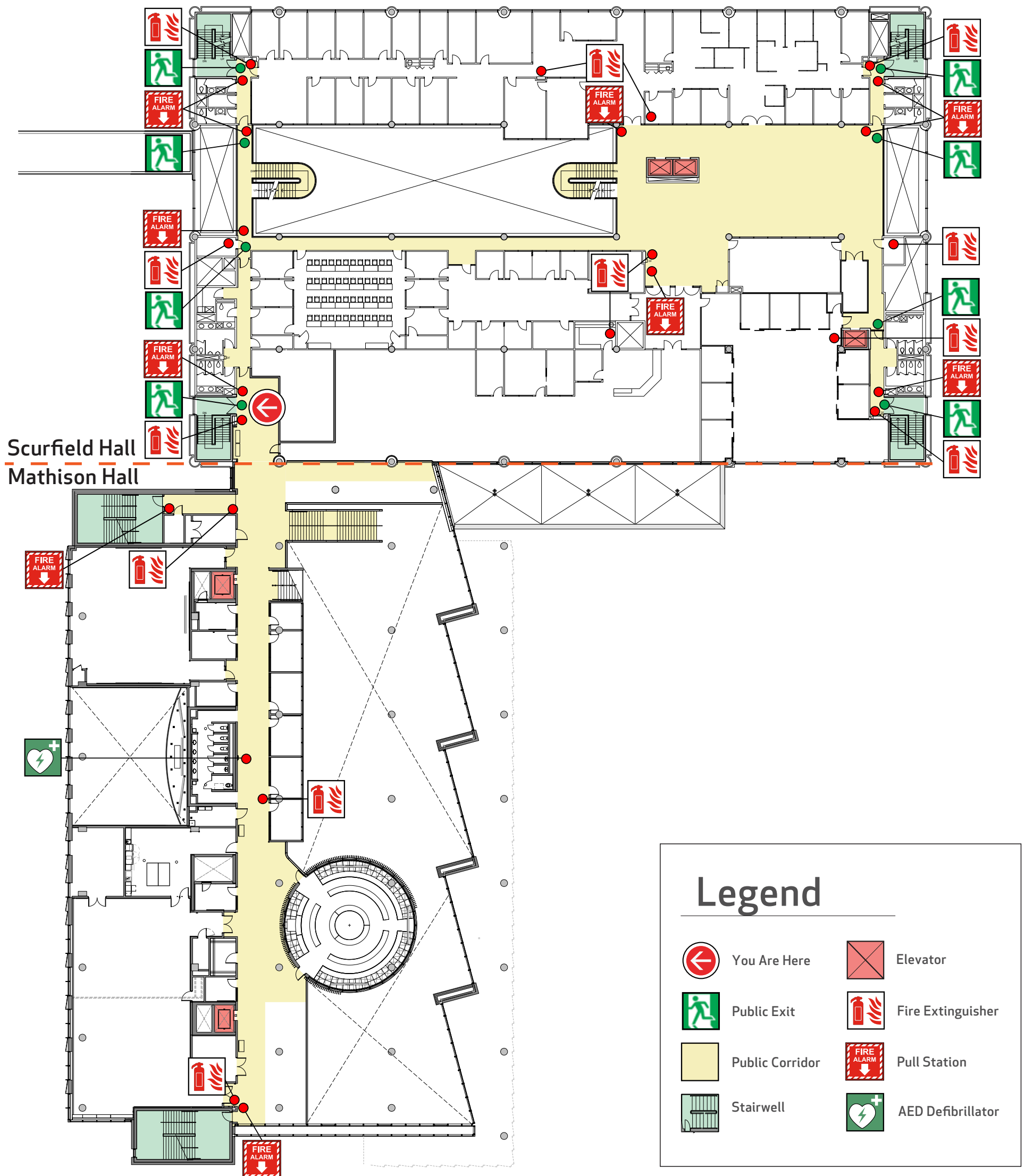
Emergency Evacuation Procedures

- Activate the **NEAREST FIRE ALARM PULL STATION**, located along exit path.
- Take coat and keys if immediately available.
- Evacuate building through the nearest exit. Use stairs - **DO NOT USE ELEVATORS**.
- Close all doors along your exit route.
- If directed by wardens, follow their instructions.
- Move away from the building and proceed to the Assembly Point.
- If you have information regarding the emergency call **Campus Security** at **403-220-5333** from a safe location.

Assembly Point

Education Classrooms





Legend

	You Are Here		Elevator
	Public Exit		Fire Extinguisher
	Public Corridor		Pull Station
	Stairwell		AED Defibrillator

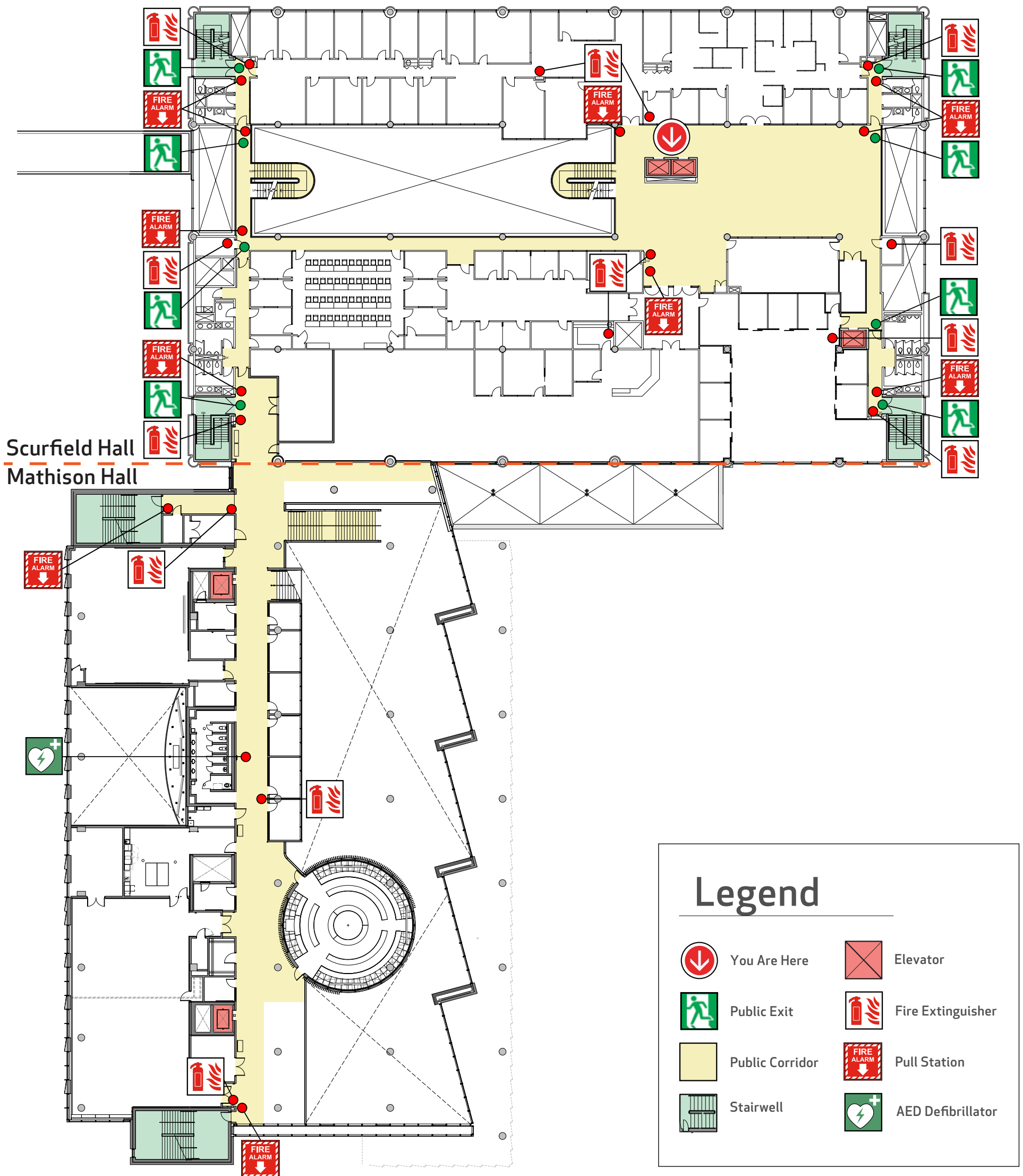
Emergency Evacuation Procedures

- Activate the **NEAREST FIRE ALARM PULL STATION**, located along exit path.
- Take coat and keys if immediately available.
- Evacuate building through the nearest exit. Use stairs - **DO NOT USE ELEVATORS**.
- Close all doors along your exit route.
- If directed by wardens, follow their instructions.
- Move away from the building and proceed to the Assembly Point.
- If you have information regarding the emergency call **Campus Security** at **403-220-5333** from a safe location.

Assembly Point

Education Classrooms





Emergency Evacuation Procedures

- Activate the **NEAREST FIRE ALARM PULL STATION**, located along exit path.
- Take coat and keys if immediately available.
- Evacuate building through the nearest exit. Use stairs - **DO NOT USE ELEVATORS**.
- Close all doors along your exit route.
- If directed by wardens, follow their instructions.
- Move away from the building and proceed to the Assembly Point.
- If you have information regarding the emergency call **Campus Security** at **403-220-5333** from a safe location.

Assembly Point

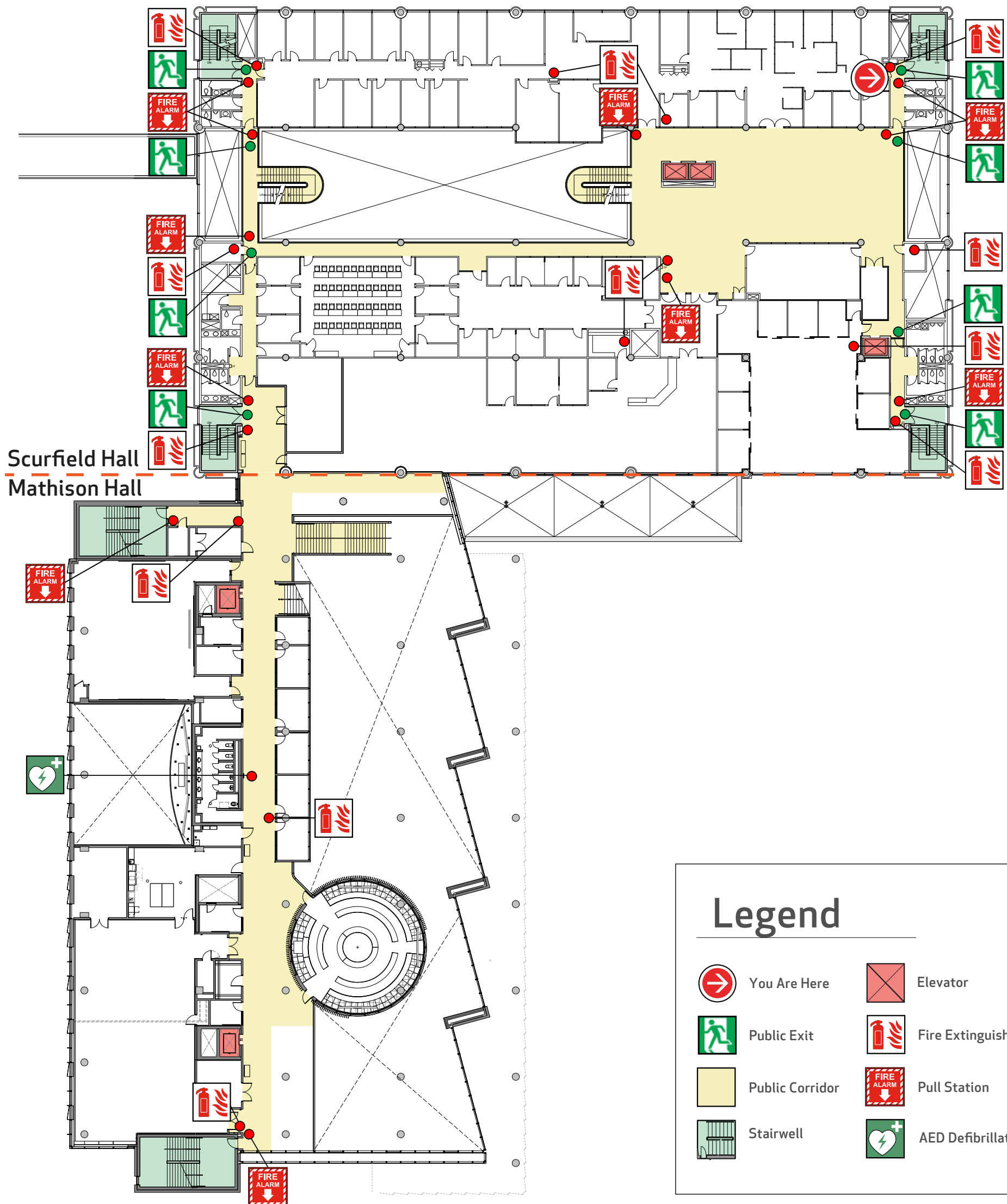
Education Classrooms





Emergency Evacuation Map

Scurfield Hall & Mathison Hall - Level 3



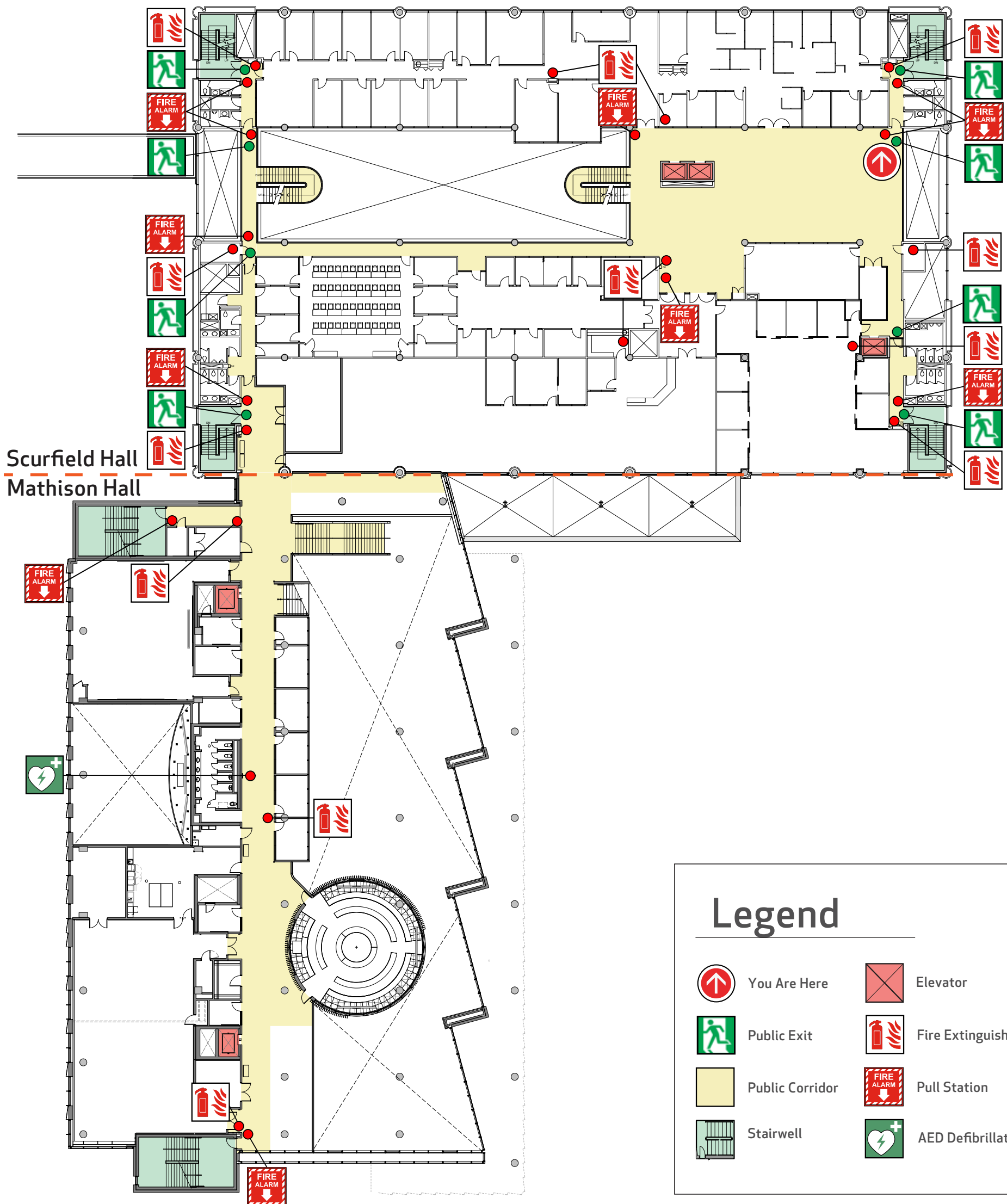
Emergency Evacuation Procedures

- Activate the **NEAREST FIRE ALARM PULL STATION**, located along exit path.
- Take coat and keys if immediately available.
- Evacuate building through the nearest exit. Use stairs - **DO NOT USE ELEVATORS**.
- Close all doors along your exit route.
- If directed by wardens, follow their instructions.
- Move away from the building and proceed to the Assembly Point.
- If you have information regarding the emergency call **Campus Security** at **403-220-5333** from a safe location.

Assembly Point

Education Classrooms





Legend



You Are Here



Public Exit



Public Corridor



Stairwell



Elevator



Fire Extinguisher



Pull Station



AED Defibrillator

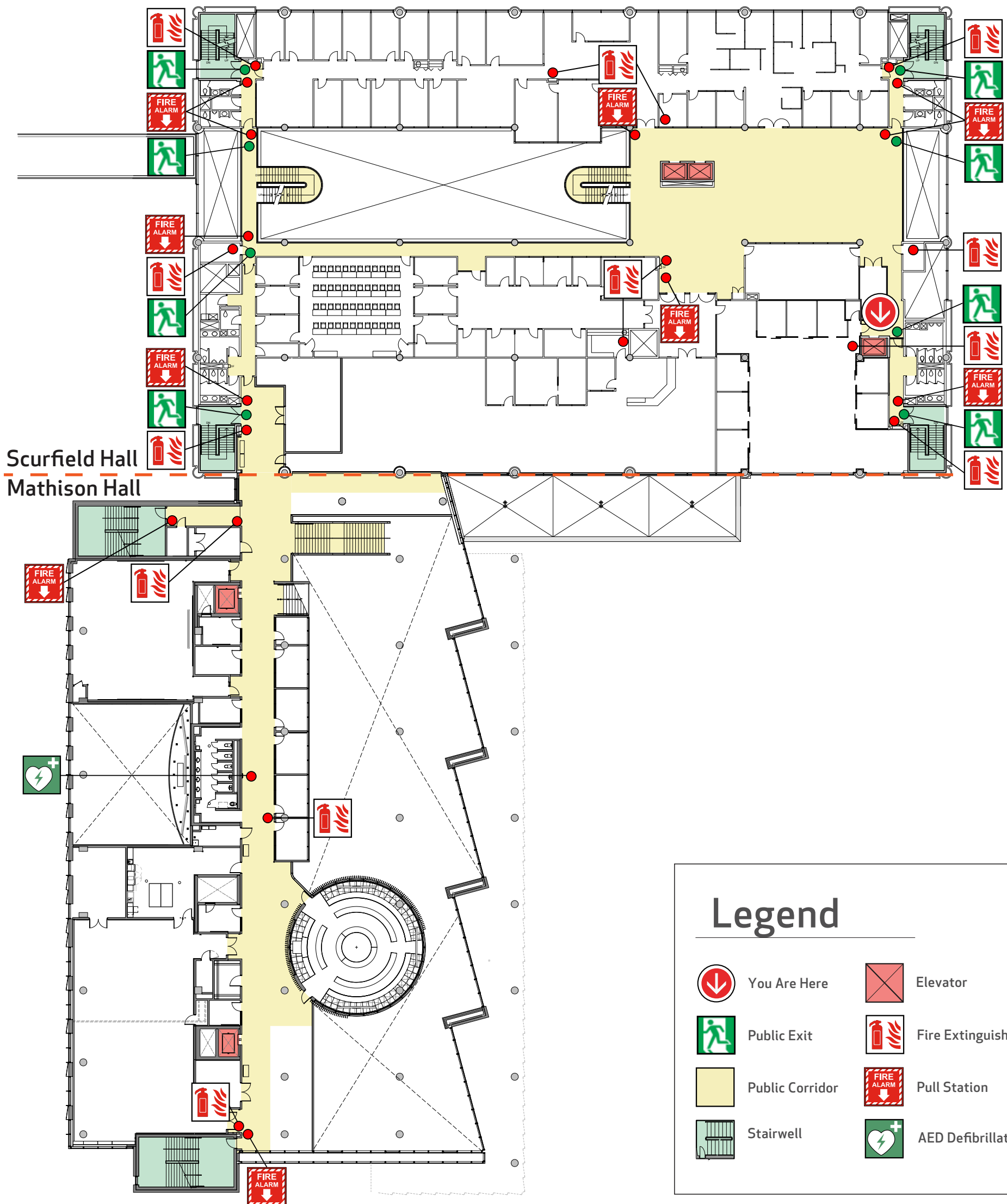
Emergency Evacuation Procedures

- Activate the **NEAREST FIRE ALARM PULL STATION**, located along exit path.
- Take coat and keys if immediately available.
- Evacuate building through the nearest exit. Use stairs - **DO NOT USE ELEVATORS**.
- Close all doors along your exit route.
- If directed by wardens, follow their instructions.
- Move away from the building and proceed to the Assembly Point.
- If you have information regarding the emergency call **Campus Security** at **403-220-5333** from a safe location.

Assembly Point

Education Classrooms





Legend



You Are Here



Public Exit



Public Corridor



Stairwell



Elevator



Fire Extinguisher



Pull Station



AED Defibrillator

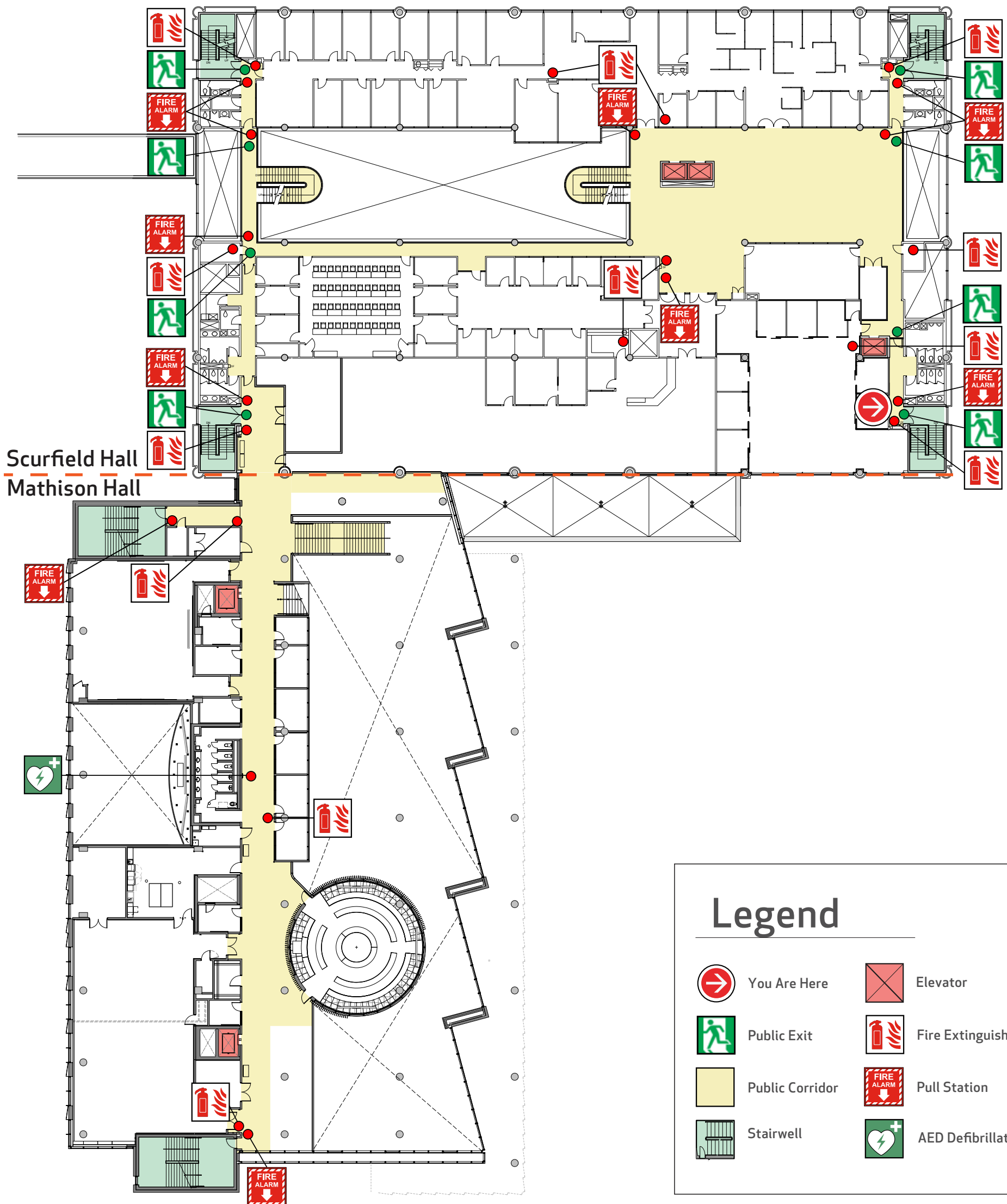
Emergency Evacuation Procedures

- Activate the **NEAREST FIRE ALARM PULL STATION**, located along exit path.
- Take coat and keys if immediately available.
- Evacuate building through the nearest exit. Use stairs - **DO NOT USE ELEVATORS**.
- Close all doors along your exit route.
- If directed by wardens, follow their instructions.
- Move away from the building and proceed to the Assembly Point.
- If you have information regarding the emergency call **Campus Security** at **403-220-5333** from a safe location.

Assembly Point

Education Classrooms





Legend



You Are Here



Public Exit



Public Corridor



Stairwell



Elevator



Fire Extinguisher



Pull Station



AED Defibrillator

Emergency Evacuation Procedures

- Activate the **NEAREST FIRE ALARM PULL STATION**, located along exit path.
- Take coat and keys if immediately available.
- Evacuate building through the nearest exit. Use stairs - **DO NOT USE ELEVATORS**.
- Close all doors along your exit route.
- If directed by wardens, follow their instructions.
- Move away from the building and proceed to the Assembly Point.
- If you have information regarding the emergency call **Campus Security** at **403-220-5333** from a safe location.

Assembly Point

Education Classrooms





Legend



You Are Here



Public Exit



Public Corridor



Stairwell



Elevator



Fire Extinguisher



Pull Station



AED Defibrillator

Emergency Evacuation Procedures

- Activate the **NEAREST FIRE ALARM PULL STATION**, located along exit path.
- Take coat and keys if immediately available.
- Evacuate building through the nearest exit. Use stairs - **DO NOT USE ELEVATORS**.
- Close all doors along your exit route.
- If directed by wardens, follow their instructions.
- Move away from the building and proceed to the Assembly Point.
- If you have information regarding the emergency call **Campus Security** at **403-220-5333** from a safe location.

Assembly Point

Education Classrooms





Legend

	You Are Here		Elevator
	Public Exit		Fire Extinguisher
	Public Corridor		Pull Station
	Stairwell		AED Defibrillator

Emergency Evacuation Procedures

- Activate the **NEAREST FIRE ALARM PULL STATION**, located along exit path.
- Take coat and keys if immediately available.
- Evacuate building through the nearest exit. Use stairs - **DO NOT USE ELEVATORS**.
- Close all doors along your exit route.
- If directed by wardens, follow their instructions.
- Move away from the building and proceed to the Assembly Point.
- If you have information regarding the emergency call **Campus Security** at **403-220-5333** from a safe location.

Assembly Point

Education Classrooms





Emergency Evacuation Procedures

- Activate the **NEAREST FIRE ALARM PULL STATION**, located along exit path.
- Take coat and keys if immediately available.
- Evacuate building through the nearest exit. Use stairs - **DO NOT USE ELEVATORS**.
- Close all doors along your exit route.
- If directed by wardens, follow their instructions.
- Move away from the building and proceed to the Assembly Point.
- If you have information regarding the emergency call **Campus Security** at **403-220-5333** from a safe location.

Assembly Point

Education Classrooms





Legend



You Are Here



Public Exit



Public Corridor



Stairwell



Elevator



Fire Extinguisher



Pull Station



AED Defibrillator

Emergency Evacuation Procedures

- Activate the **NEAREST FIRE ALARM PULL STATION**, located along exit path.
- Take coat and keys if immediately available.
- Evacuate building through the nearest exit. Use stairs - **DO NOT USE ELEVATORS**.
- Close all doors along your exit route.
- If directed by wardens, follow their instructions.
- Move away from the building and proceed to the Assembly Point.
- If you have information regarding the emergency call **Campus Security** at **403-220-5333** from a safe location.

Assembly Point

Education Classrooms





Legend

	You Are Here		Elevator
	Public Exit		Fire Extinguisher
	Public Corridor		Pull Station
	Stairwell		AED Defibrillator

Emergency Evacuation Procedures

- Activate the **NEAREST FIRE ALARM PULL STATION**, located along exit path.
- Take coat and keys if immediately available.
- Evacuate building through the nearest exit. Use stairs - **DO NOT USE ELEVATORS**.
- Close all doors along your exit route.
- If directed by wardens, follow their instructions.
- Move away from the building and proceed to the Assembly Point.
- If you have information regarding the emergency call **Campus Security** at **403-220-5333** from a safe location.

Assembly Point

Education Classrooms





Legend

	You Are Here		Elevator
	Public Exit		Fire Extinguisher
	Public Corridor		Pull Station
	Stairwell		AED Defibrillator

Emergency Evacuation Procedures

- Activate the **NEAREST FIRE ALARM PULL STATION**, located along exit path.
- Take coat and keys if immediately available.
- Evacuate building through the nearest exit. Use stairs - **DO NOT USE ELEVATORS**.
- Close all doors along your exit route.
- If directed by wardens, follow their instructions.
- Move away from the building and proceed to the Assembly Point.
- If you have information regarding the emergency call **Campus Security** at **403-220-5333** from a safe location.

Assembly Point

Education Classrooms





Legend



You Are Here



Public Exit



Public Corridor



Stairwell



Elevator



Fire Extinguisher



Pull Station



AED Defibrillator

Emergency Evacuation Procedures

- Activate the **NEAREST FIRE ALARM PULL STATION**, located along exit path.
- Take coat and keys if immediately available.
- Evacuate building through the nearest exit. Use stairs - **DO NOT USE ELEVATORS**.
- Close all doors along your exit route.
- If directed by wardens, follow their instructions.
- Move away from the building and proceed to the Assembly Point.
- If you have information regarding the emergency call **Campus Security** at **403-220-5333** from a safe location.

Assembly Point

Education Classrooms





Legend



You Are Here



Public Exit



Public Corridor



Stairwell



Elevator



Fire Extinguisher



Pull Station



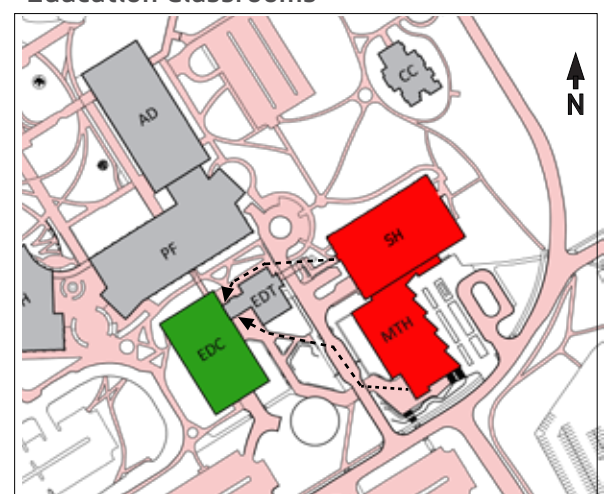
AED Defibrillator

Emergency Evacuation Procedures

- Activate the **NEAREST FIRE ALARM PULL STATION**, located along exit path.
- Take coat and keys if immediately available.
- Evacuate building through the nearest exit. Use stairs - **DO NOT USE ELEVATORS**.
- Close all doors along your exit route.
- If directed by wardens, follow their instructions.
- Move away from the building and proceed to the Assembly Point.
- If you have information regarding the emergency call **Campus Security** at **403-220-5333** from a safe location.

Assembly Point

Education Classrooms





Legend

	You Are Here		Elevator
	Public Exit		Fire Extinguisher
	Public Corridor		Pull Station
	Stairwell		AED Defibrillator

Emergency Evacuation Procedures

- Activate the **NEAREST FIRE ALARM PULL STATION**, located along exit path.
- Take coat and keys if immediately available.
- Evacuate building through the nearest exit. Use stairs - **DO NOT USE ELEVATORS**.
- Close all doors along your exit route.
- If directed by wardens, follow their instructions.
- Move away from the building and proceed to the Assembly Point.
- If you have information regarding the emergency call **Campus Security** at **403-220-5333** from a safe location.

Assembly Point

Education Classrooms

