



Using Elevate to Book with Dinos GPS

What is Elevate?

Dinos GPS uses the Elevate platform to allow students to book appointments. You would use Elevate to book an appointment to meet with a tutor, academic coach, or exploratory advising. As a student, you can use Elevate to book with other services on campus such as Career Services, Leadership and Student Engagement and some advising offices.

Instructions

Step 1: Log into Elevate

Go to elevate.ucalgary.ca. Under the **Login** tab, choose **Student Login** and sign in using your University of Calgary Student ID number (UCID).

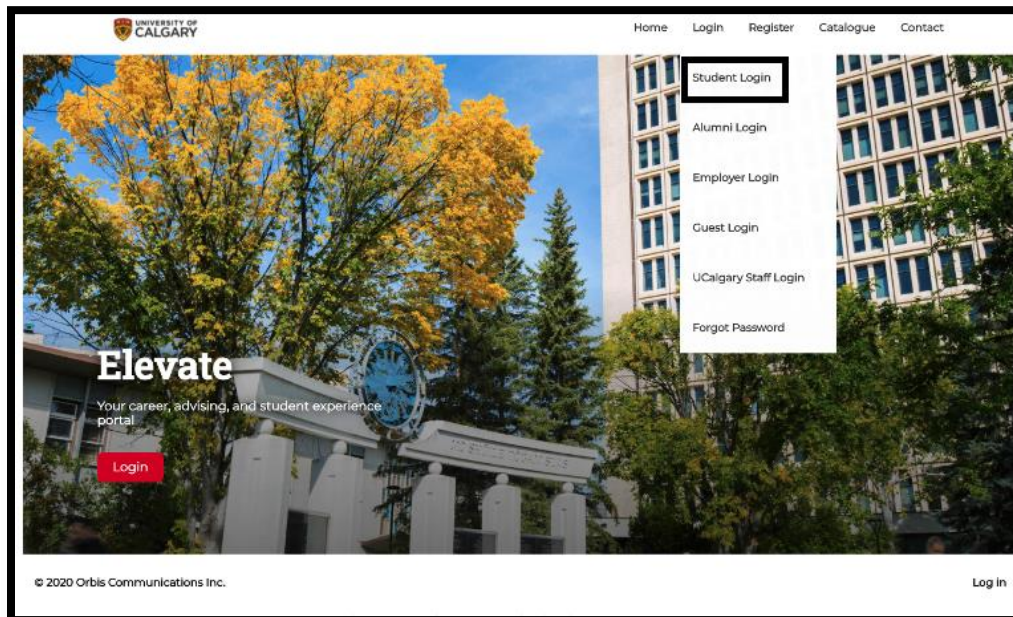


Figure 1 Elevate webpage with the login drop-down menu.

Step 2: Select Dinos GPS

Choose **Dinos GPS** from the Dashboard menu on the left side. This will open a sub-menu with the different services.

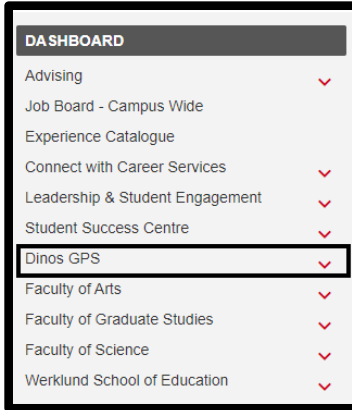


Figure 2 Elevate Dashboard menu with Dinos GPS.

Step 3: Choose a service

Select which service you would like to access from the Dinos GPS sub-menu.

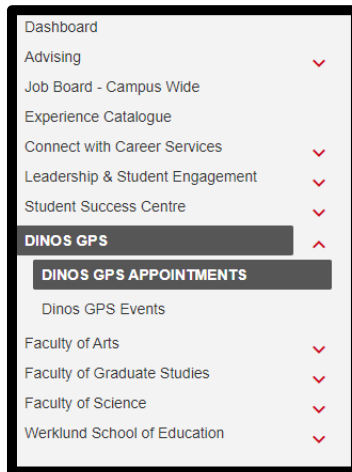


Figure 3 Dinos GPS sub-menu in Elevate with Dinos GPS Appointments selected.

Step 4: Select a booking option

Choose a booking option such as **Book by Appointment Type**.

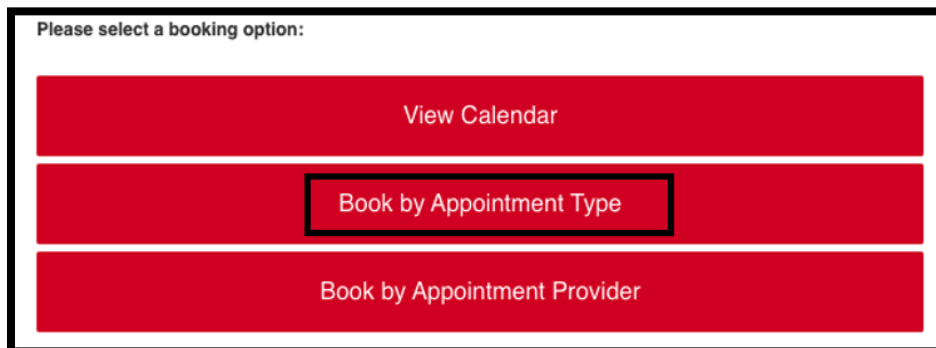


Figure 4 Booking options for elevate appointments.

Step 5: Check appointment availability

Select the **appointment type** you would like to book to see the next available dates.

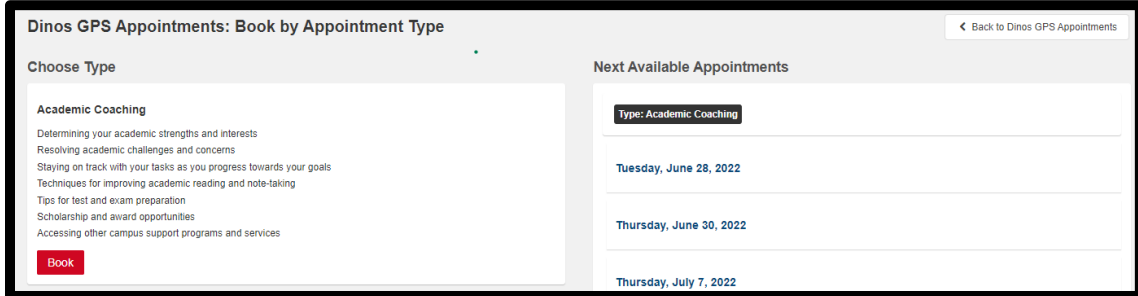


Figure 5 Appointment type details with upcoming available appointments.

Step 6: Choose an appointment time slot

Choose an **open** appointment time slot. If the calendar does not show any appointment slots, all available appointments have been booked. If you have an urgent concern, please email dtaher@ucalgary.ca or mhhowell@ucalgary.ca for assistance.

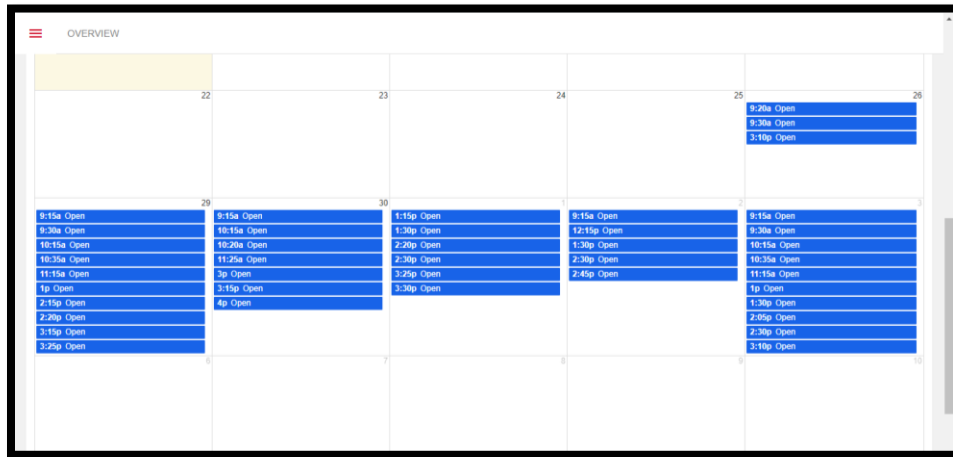


Figure 6 Monthly calendar displaying open time slots.

Step 7: Fill in the appointment information

Enter your **contact information** and **reason for booking the appointment**, for example, you may want to work on study skills or time management. Once all your details have been entered, choose **Book Appointment** at the bottom of the screen.

Need Assistance?

For questions about Student Success Centre services or support with booking an appointment, email success@ucalgary.ca or visit the Student Success Centre on the 3rd floor of TFDL.