
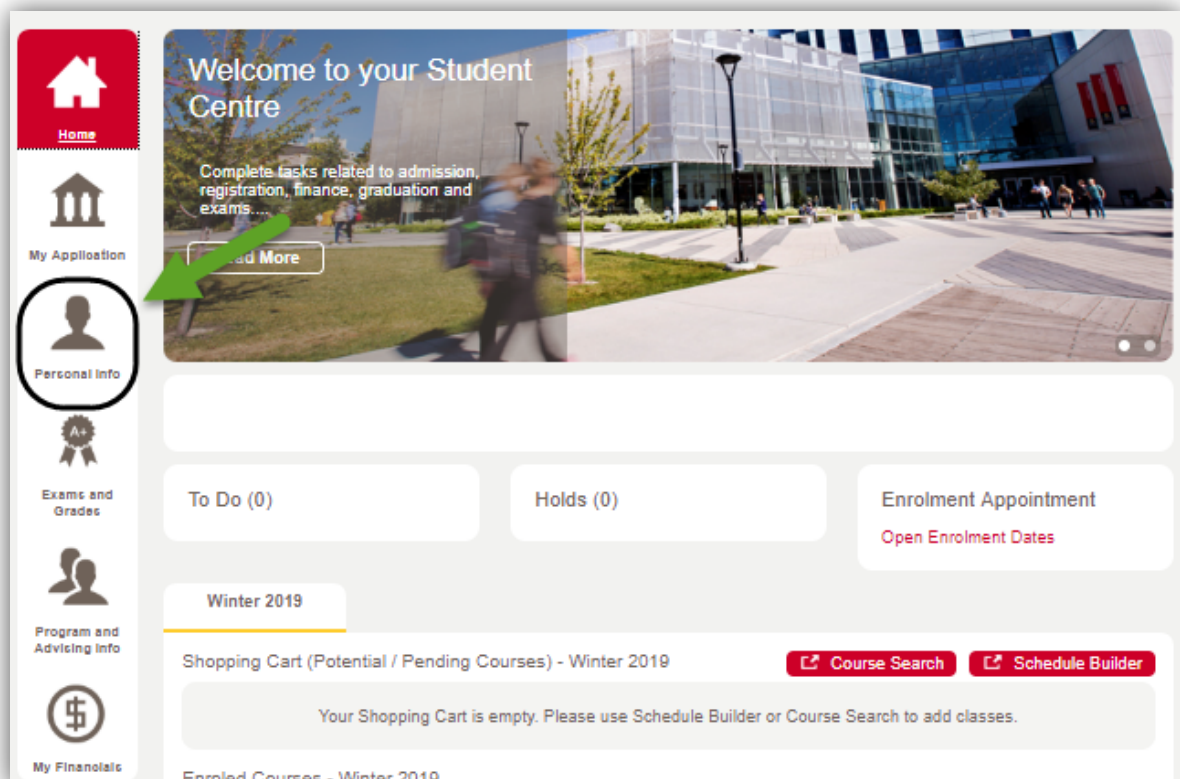


The following are instructions on how to update personal information through the Student Centre
Please note that you can update your preferred name through the Student Centre. If you would like to update your legal name, you will need to provide supporting documents through Enrolment Services.

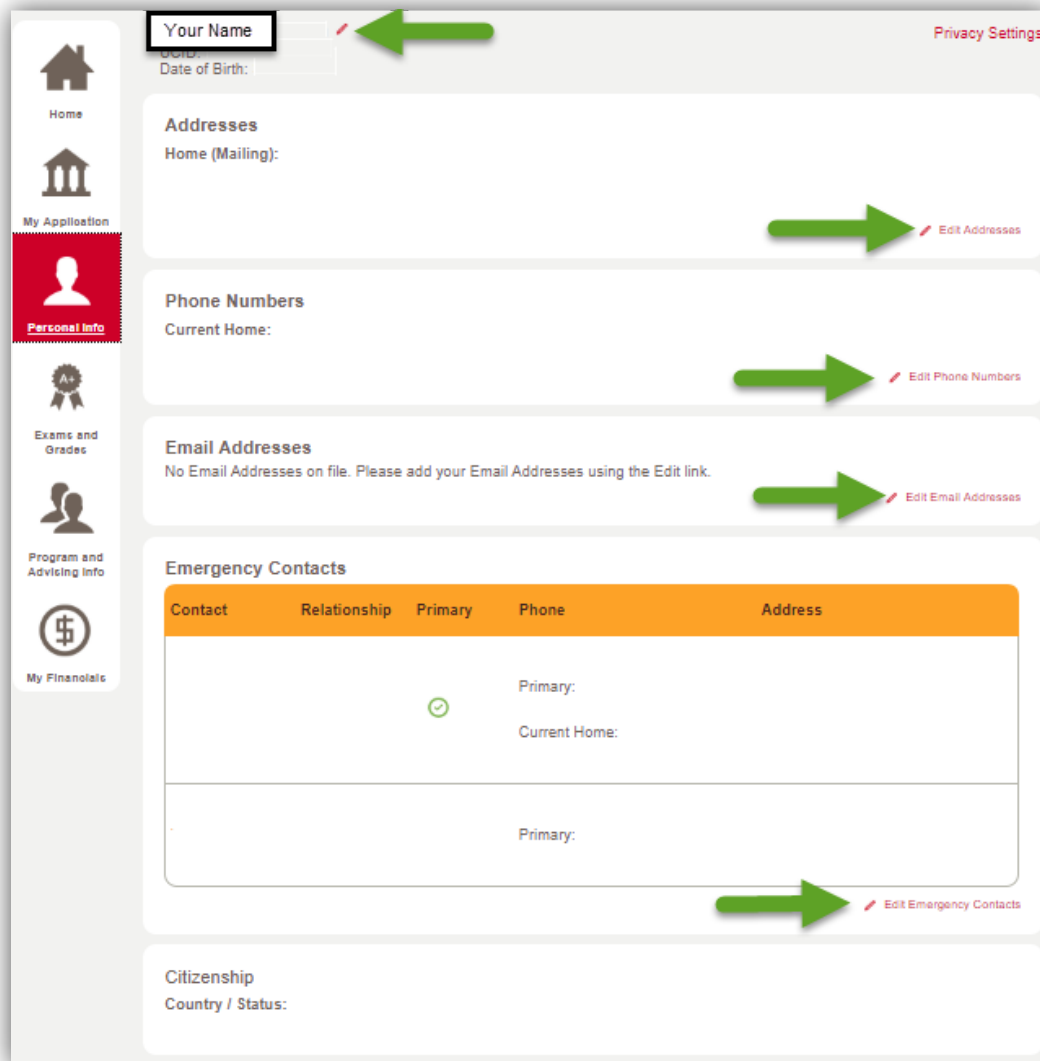
1. Log into MyUofC



2. After logging into MyUofC portal go to the [Personal Information](#) page



3. Select the **Pencil** icon to edit: Preferred Name, Address, Phone Numbers, Email Address, Emergency Contact



Home


My Application

Personal Info

Exams and Grades

Program and Advising Info


My Financials

Your Name 


Date of Birth:

Privacy Settings


Addresses

Home (Mailing):  [Edit Addresses](#)


Phone Numbers


Current Home:  [Edit Phone Numbers](#)

Email Addresses

No Email Addresses on file. Please add your Email Addresses using the Edit link.  [Edit Email Addresses](#)

Emergency Contacts

| Contact | Relationship | Primary | Phone | Address |
|---------|--------------|--|---------------|---------|
| | |  | Primary: | |
| | | | Current Home: | |
| | | | Primary: | |

 [Edit Emergency Contacts](#)

Citizenship

Country / Status:

- Once you have entered your new information click [Save](#)
For more information on updating your personal information contact Enrolment Services at 403-210-7625
End of Procedure.