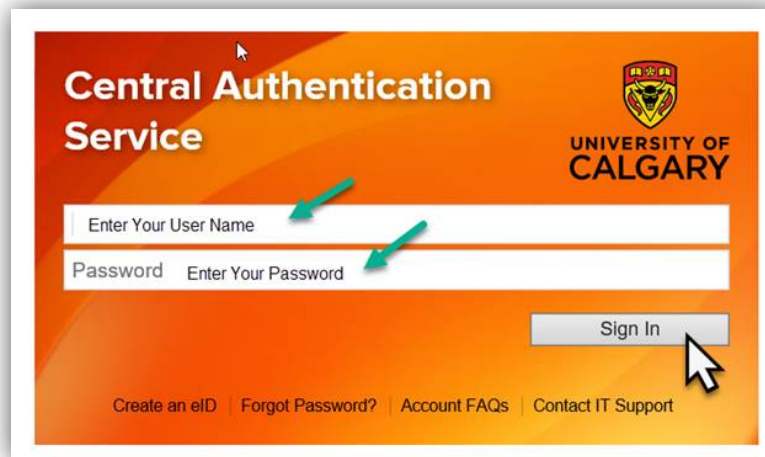


The Unofficial Transcript contains information about academic history including: program, classes (both complete and in progress), grades, transfer credits, whether degree was conferred and conferral date
The following are instructions on how to view an Unofficial Transcript

Please ensure you have allowed pop-ups otherwise transcript will not populate

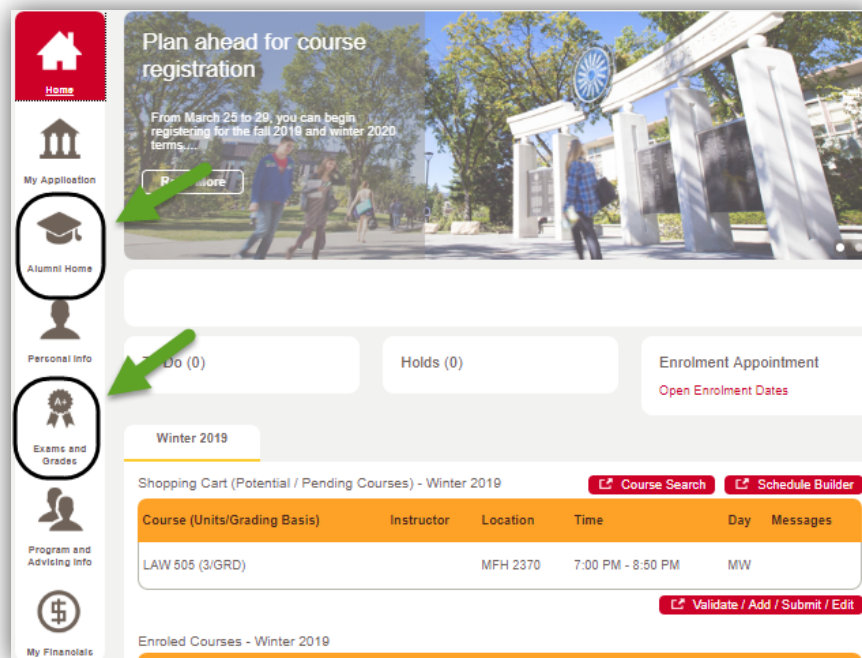
1. Log into MyUofC



2. After logging into MyUofC portal

If you are a current student, you can request a transcript from the [Exams and Grades](#) page

If you are alumni, you can request a transcript from the [Alumni](#) page

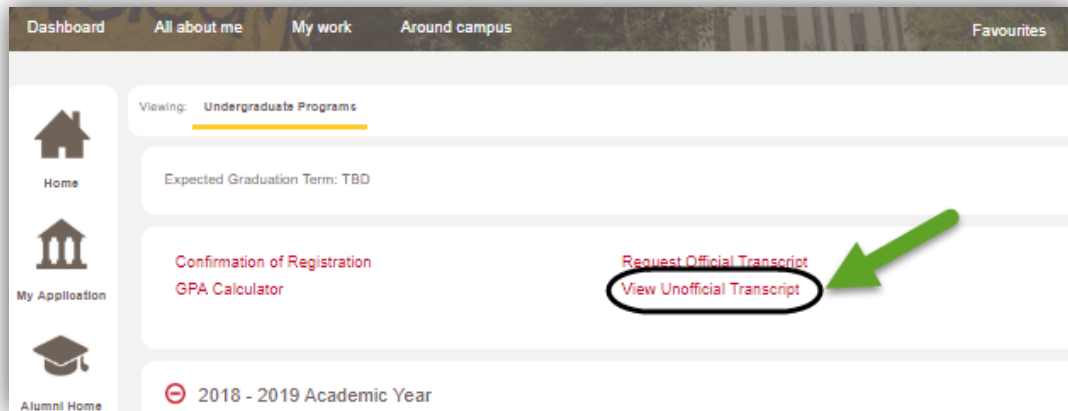


Course (Units/Grading Basis)	Instructor	Location	Time	Day	Messages
LAW 505 (3/GRD)	MFH 2370	MFH 2370	7:00 PM - 8:50 PM	MW	

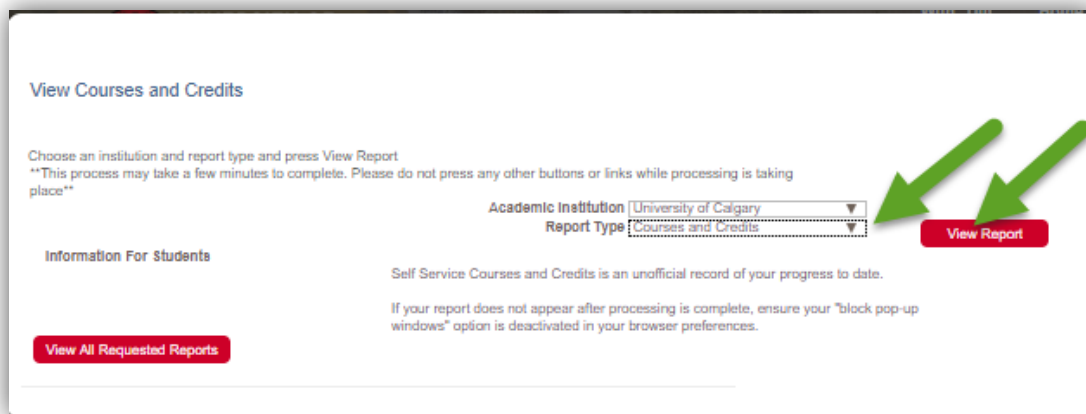
3. Select View Unofficial Transcript

Transcripts

Request Unofficial Transcript



4. Under Report Type select Courses and Credits and then select **View Report**



For questions about Transcripts please contact: transcript.request@ucalgary.ca

End of Procedure.

Related Guides: Request Official Transcript, View Final Grades